

## LM-79-08 Test Report

For

### ETI Solid State Lighting (Zhuhai) Ltd

No.1, Zhongzhu Road South, Science & Technology Innovation Coast, High Tech District, Zhuhai City,  
Guangdong Prov., China

### Inseparable SSL Luminaires

Model Name(s):

546901##-A

Representative (Tested) Model:

54690111-A

**Model Difference: Where “##” denotes color tunable, 11-30 identifies CCT tunable to 3000K, 4000K and 5000K**

Prepare by :

*Derek Lai*

Engineer: Derek Lai

Date: 2019-05-22

Review by:

*Vincent Yuan*

Technical Lead: Vincent Yuan

Issue Date: 2019-06-04

Revised Date: N/A

- Note:
1. The results contained in this report pertain only to the tested samples.
  2. This report shall not be reproduced, no limited part or full, without approval of Dongguan New Testing Centre Co., Ltd
  3. This report does not imply product certification, approval, or endorsement by NVLAP, or any agency of the Federal Government.

**Laboratory: Dongguan New Testing Centre Co., Ltd**

Address: 3F, No. 1 the 1<sup>st</sup> North Industry Road, Songshan Lake Science & Technology Park, Dongguan,  
Guangdong, China

Tel: 86-769-22212079

Website: <http://www.ntc-cert.com>

**Product Information:**

Client Name:	ETI Solid State Lighting (Zhuhai) Ltd
Brand Name:	ETI, Commercial Electric
Model Number:	546901##-A(##=11-30)
Product Type:	Inseparable SSL Luminaires
Rating Input:	120Vac, 60Hz, 11.5W
Declared CCT:	3000K/4000K/5000K
Declared Light Output:	810 lm
LED Manufacturer:	Samsung
LED Model:	SPMWHX228FD5WAW0XX
LED Quantity:	44 pcs

**Test Information:**

Standard Lamp:	Total Spectral Radiant Flux Standard Lamp, trace to NIST. 1. D908S for Gonio 2. D215S for Integrating Sphere
Date of Receipt Samples:	2019-04-17
Quantity of Receipt Samples:	1 pcs
Sample Number:	190417004-S1

**Laboratory Information:**

Test Laboratory:	Dongguan New Testing Centre Co., Ltd
Laboratory Address:	3F, No. 1 the 1 <sup>st</sup> North Industry Road, Songshan Lake Science & Technology Park, Dongguan, Guangdong, China
Laboratory Contact Name:	Neil Zhong
Laboratory Contact E-mail:	<a href="mailto:Neil_ntc@163.com">Neil_ntc@163.com</a>

**Report Information:**

Issued Date of Test Report:	2019-06-04
Revised Date of Test Report:	N/A
Test Report No.:	NTCR19050100
Remark (If applicable):	1. The Luminaires has two Appearance structures, one structure with ON/OFF switch, other structure without ON/OFF switch.

<b>Test Specification:</b>	
Date of Test	2019-04-26
Test Item	1. Total Luminous Flux 2. Luminous Distribution Intensity 3. Luminous Efficacy 4. Correlated Color Temperature 5. Color Rendering Index 6. Chromaticity Coordinate
Reference Standard	IES LM-79-2008 Electrical and Photometric Measurements of Solid-State Lighting Products ANSI C78.377-2017 Specifications for the Chromaticity of Solid State Lighting Products CIE 13.3-1995 Method of Measuring and Specifying Color Rendering Properties of Light Sources CIE 15-2004 Technical Report Colorimetry

<b>Test Methods:</b>
<p><b>1. Photometric and Electrical Measurements – Light Distribution Method:</b></p> <p>Photometric parameters were measured using the goniophotometer and software. The ambient temperature shall be maintained at <math>25\text{ }^{\circ}\text{C} \pm 1\text{ }^{\circ}\text{C}</math>, measured at a point not more than 1 m from the sample and at the same height as the sample. The sample was operated at required Voltage and Frequency. It was stabilized before measurement was made. Luminous Flux, Luminaire Efficacy and Zonal Lumen were calculated from the software taken at <math>1^{\circ}</math> vertical intervals and <math>15^{\circ}</math> horizontal intervals.</p>
<p><b>2. Photometric and Electrical Measurements – Integrating Sphere Method:</b></p> <p>Photometric parameters were measured using an integrating sphere, as spectroradiometer and software. The ambient temperature condition inside the sphere was measured at <math>25\text{ }^{\circ}\text{C} \pm 1\text{ }^{\circ}\text{C}</math>. The sample measurements were made using a spectroradiometer connected by a fiber optic cable and detector through the detector port of the integrating sphere. The sample was operated at require Voltage and Frequency. It was stabilized before measurement was made. Chromaticity Coordinates, Correlated Color Temperature and Color Rendering Index were calculated from the spectral radiant flux measurements taken at least 1 nm intervals over the rage of 380 to 780 nm.</p>

**Integrating Sphere Test Results:**

**Test Condition:**

Test Ambient (°C)	Test Humidity (%)	Orientation	Stabilization Time (minute)	Test Time (minute)
24.6	40.4	Face Down	90	10

**Electrical Data:**

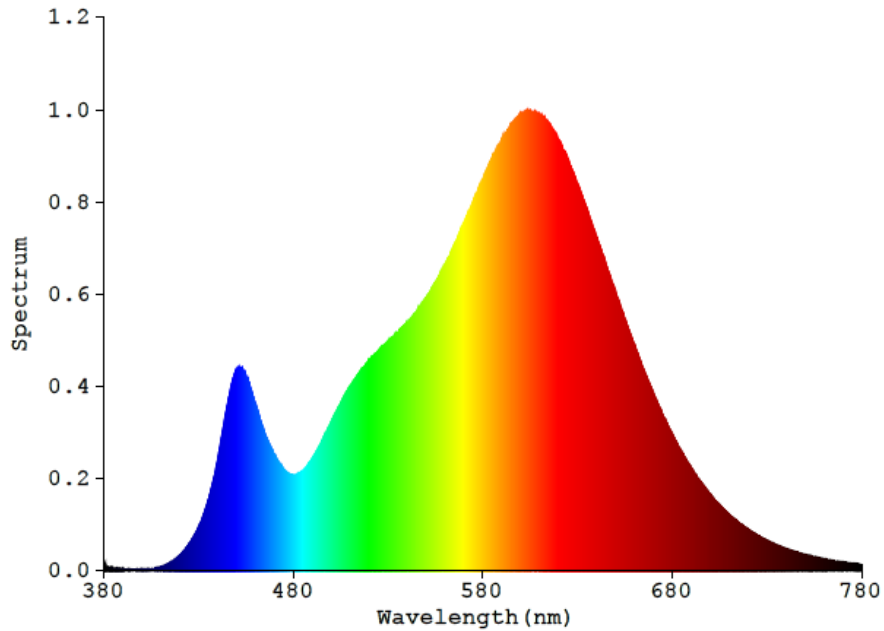
Voltage (V)	Frequency (Hz)	Current (A)	Wattage (W)	Power Factor
120.0	60	0.1190	11.38	0.7971

**Color Data:**

Parameter	Result
CCT(K)	2973
Ra	84.1
R9	13
Chromaticity, x	0.4379
Chromaticity, y	0.4028
Chromaticity, u'	0.2518
Chromaticity, v'	0.5210
Duv	-0.00063

Special Color Rendering			
R1	83	R9	13
R2	92	R10	83
R3	96	R11	82
R4	82	R12	77
R5	83	R13	85
R6	91	R14	99
R7	83	R15	75
R8	61	-	-

**Spectrum Diagram:**



**Goniophotometer Test Results:**

**Test Condition:**

Test Ambient (°C)	Test Humidity (%)	Orientation	Stabilization Time (minute)	Test Time (minute)
24.4	40.6	Face Down	90	25

**Electrical Data:**

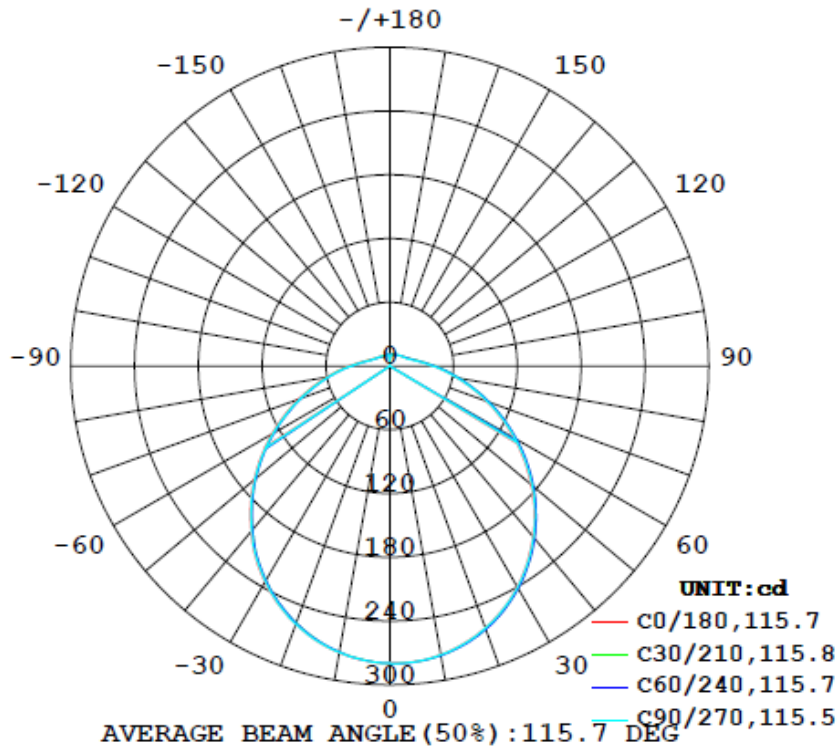
Voltage (V)	Frequency (Hz)	Current (A)	Wattage (W)	Power Factor
120.0	60	0.1190	11.38	0.7971

**Goniophotometer Data:**

Parameter	Results
Total Luminous (lm)	999.6
Luminous Efficacy (lm/w)	87.84
Zonal Lumens Distribution (0-60°)	63.8%
Beam Angle (°)	115.7

**Luminous Intensity Distribution Diagram:**

LUMINOUS INTENSITY DISTRIBUTION DIAGRAM

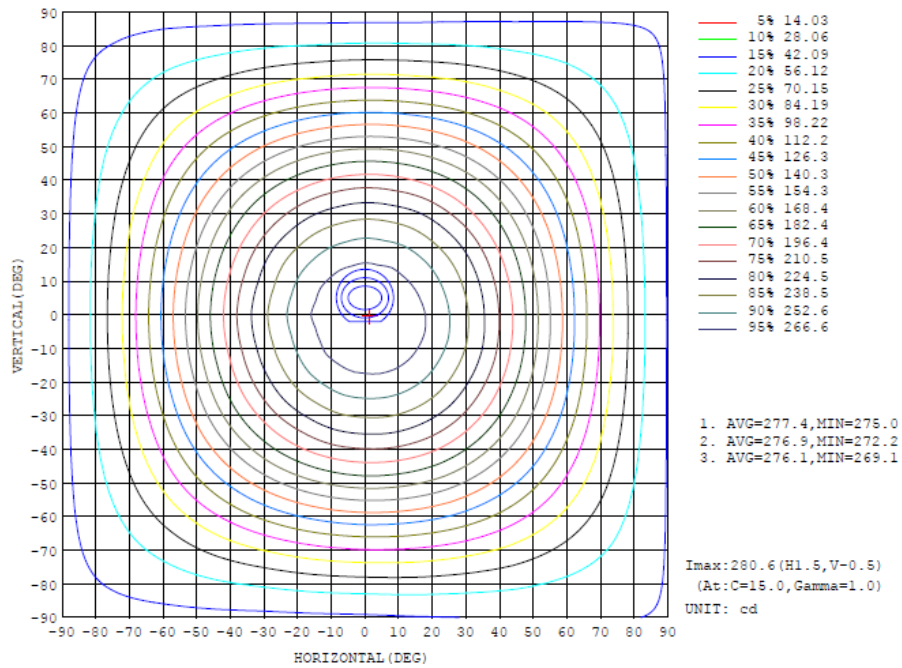


**Zonal Flux Diagram:**

ZONAL FLUX DIAGRAM:

$\gamma$	C0	C45	C90	C135	C180	C225	C270	C315	$\gamma$	● zone	● total	lum, Lamp
10	275.9	276.6	275.9	275.1	273.9	273.2	273.8	274.9	0- 10	26.47	26.47	2.65,2.65
20	262.2	263.7	262.5	260.7	258.7	256.9	258.6	260.3	10- 20	75.86	102.3	10.2,10.2
30	239.7	241.8	240.1	237.3	234.8	232.6	234.3	236.8	20- 30	118.2	217.5	21.8,21.8
40	209.4	212.5	210.0	206.2	202.8	201.0	202.4	205.9	30- 40	139.3	356.8	35.7,35.7
50	173.5	176.3	174.6	170.0	166.8	164.4	165.8	169.9	40- 50	145.7	502.5	50.3,50.3
60	134.7	137.7	135.7	131.3	128.2	125.7	126.7	131.0	50- 60	135.0	637.5	63.8,63.8
70	97.04	99.76	97.49	93.56	91.18	88.62	89.36	94.67	60- 70	111.3	748.7	74.9,74.9
80	64.54	66.89	64.24	61.54	60.25	57.97	57.99	60.87	70- 80	81.42	830.2	83.1,83.1
90	41.28	42.86	40.42	38.84	38.36	36.75	36.34	38.21	80- 90	54.16	884.3	88.5,88.5
100	27.22	28.22	26.30	25.31	25.27	24.20	23.68	24.98	90-100	34.62	918.9	91.9,91.9
110	19.94	20.57	19.23	18.66	18.59	17.70	17.61	18.32	100-110	23.10	942.0	94.2,94.2
120	16.38	17.02	16.04	15.62	15.24	14.46	14.75	15.30	110-120	16.96	959.0	95.9,95.9
130	14.47	15.02	14.43	14.04	13.48	12.73	13.23	13.80	120-130	13.23	972.2	97.3,97.3
140	12.99	13.53	13.51	13.38	12.07	11.50	12.34	12.95	130-140	10.36	982.6	98.3,98.3
150	12.04	12.54	12.22	11.90	11.14	10.67	11.26	11.89	140-150	7.695	990.3	99.1,99.1
160	11.43	11.81	11.32	11.06	10.65	10.24	10.62	11.08	150-160	5.265	995.5	99.6,99.6
170	11.55	11.84	10.86	10.92	11.00	11.16	10.92	10.98	160-170	3.133	998.7	99.9,99.9
180	0.0027	0	0	0	0	0	0	0	170-180	0.9125	999.6	100,100
DEG	LUMINOUS INTENSITY:cd Less than 35% Percent = 18.4 %									UNIT:lm		



**Isocandela Diagram:**







**Photo of Sample:**

The Structure with ON/OFF switch:





The Structure without ON/OFF switch:



**Equipment List:**

Equipment ID	Equipment Name	Last Cal.	Due Cal.
NTC-F01-001	Goniophotometer System	2018-11-16	2019-11-15
NTC-F01-006	2.0 meter Integrating Sphere	2018-11-16	2019-11-15
NTC-F01-012	Standard Lamp	2018-11-13	2019-11-12
NTC-F01-013	Standard Lamp	2018-11-13	2019-11-12
NTC-F01-031	Digital Power Meter	2018-08-29	2019-08-28
NTC-F01-019	Temperature & Humidity Meter	2018-11-12	2019-11-11

\*\*\*\*\***End of Report**\*\*\*\*\*