





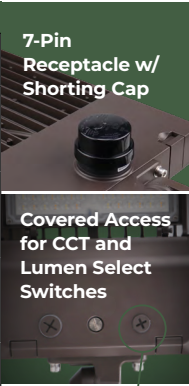
PRODUCT OVERVIEW

ETI's VersaArea comes with 3 Selectable Wattages and 3 Selectable CCTs, for convenience and flexibility! **Equipped with an integrated controls port—a quick, cost-effective way to add occupancy sensing to the fixture.** With 0-10V dimming, universal 120-277V and 2 distribution options, these lights are ideal for parking lots, car dealerships, stadium lighting, parks, and more.



VAL | VERSAAREA LIGHT | 3 CCT COLOR PREFERENCE® | 3 LUMEN BOOST®

PERFORMANCE SUMMARY				
Lumen Packages	Lumen Pkg. Range (LB3)	Selectable Watt. Levels	CCT (CP3)	Distribution
Lumen Pkg 1	7200 – 14000	60 80 100	3000K 4000K 5000K	 TYPE III
Lumen Pkg 2	12000 – 22000	100 120 150		 TYPE V
Lumen Pkg 3	18000 – 29000	200 180 150		
Lumen Pkg 4	24000 – 43500	300 240 200		



Controls Port Access



Lumen Pkg. Size 1



Lumen Pkg. Size 2



Lumen Pkg. Sizes 3 & 4

ELECTRICAL DATA

Operation: 120-277V 50/60Hz, 347V 60Hz, 480V 60Hz
 Low Temp Start / Max Temp: -40° C (-40 F) / 50° C (122° F)
 Controls: 0-10V, 7-Pin Receptacle w/ Shorting Cap

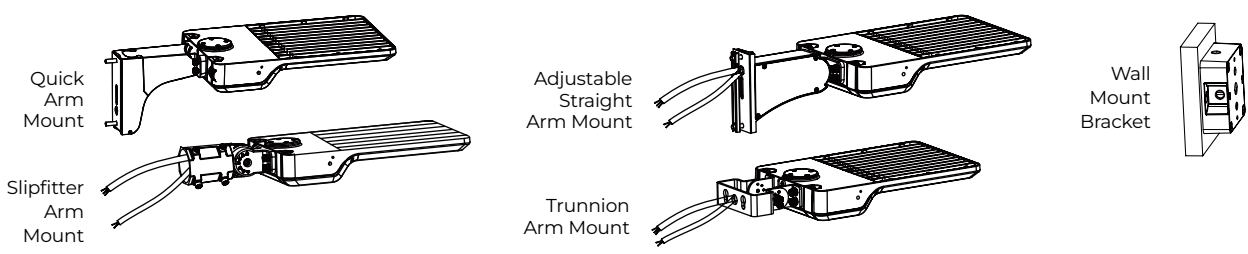
CERTIFICATIONS & OTHER INFO

Warranty: 5 year
 UL/cUL Listed: Wet location, IP65 Rated
 EPA: 1.373 ft² (lm pkg 1), 2.082 ft² (lm pkg 2), 2.976 ft² (lm pkg 3 & 4)

CATALOG LOGIC

Series	Lumens	Lumen Boost	CCT	Distribution	Voltage	Dimming	Controls
VAL VersaArea Light	(Lumen Pkg.)	LB3 3 Lumen Boost®	CP3 3 CCT Color Preference® 3/4/5000K	T3 Type III T5 Type V	MV Multi-Volt 120-277V	LVD Low Voltage Dimming 0-10V	7PR 7-Pin Receptacle w/ Shorting Cap
	1 7200 – 14500 lm	Lumen Pkg #1: 100 80 60W					
	2 12000 – 21750 lm	Lumen Pkg #2: 150 120 100W					
	3 18000 – 29000 lm	Lumen Pkg #3: 200 180 150W					
	4 24000 – 43500 lm	Lumen Pkg #4: 300 240 200W					

MOUNTING ACCESSORIES



ACCESSORIES

- Light Shields
- 7-Pin Receptacle Photocells
- IP65 Motion Sensor
- IP65 PIR Sensor



Dark Sky Compatible*
 VersaArea can be utilized in dark sky compliant plans when set to 3000K.