




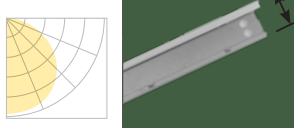
PRODUCT OVERVIEW

ETi SSL's back-lit Multi-Select Flat Panel Series has a **slim design for shallow plenums** and includes **3 Selectable Wattages and 3 Selectable CCTs, for convenience and flexibility!** Equipped with 0-10V dimming, universal 120-277 voltage, and various mounting options, they are ideal for office lighting, schools, common areas, and back-of-house employee areas for hospitality, multifamily, retail, and other commercial applications.



Color Preference®

INNOVATE. ILLUMINATE. INSPIRE.

PERFORMANCE SUMMARY					
Size	Lumen Pkg Range (LB3)	Selectable Watt. Levels	CCT (CP3)	DLC	Dist. Plot
2X4	3300 – 5500	30 40 50	3500K 4000K 5000K	Standard	
2X2	2200 – 4400	20 30 40	3500K 4000K 5000K	Standard	
1X4	2200 – 4400	20 30 40	3500K 4000K 5000K	Standard	

Great for Shallow Plenums
1.69" Depth


* Lumen package ranges are approximate values.
For actual delivered lumen data, please refer to spec sheet.

ELECTRICAL DATA



Operation: 120-277V 50/60Hz
 Low Temp Start / Max Temp: -4°F to 104°F (-20°C to 40°C)
 Controls: 0-10V, BBU Options
 Surge Protection: 2.5kV

CERTIFICATIONS & OTHER INFO

Warranty: 5 year
 IC Rated for direct contact with insulation
 cUS ETL Rated: Damp, IP20

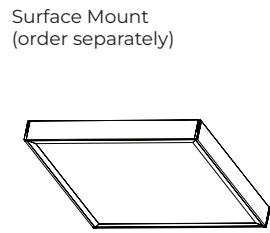
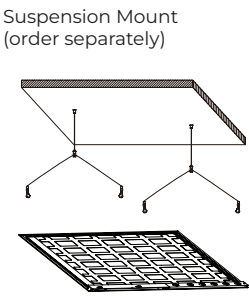


Integrated mounting clips included to install into recessed grid



Easy access to field-selectable wattages and CCTs on back of luminaires

MOUNTING ACCESSORIES



BATTERY BACKUP MTO OPTION

Made-to-Order:
Pre-Installed 7.6W Emergency Battery Backup