





PRODUCT OVERVIEW

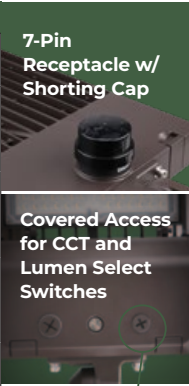
ETI's VersaArea comes with 3 Selectable Wattages and 3 Selectable CCTs, for convenience and flexibility! **Equipped with an integrated controls port—a quick, cost-effective way to add occupancy sensing to the fixture.** With 0-10V dimming, universal 120-277V and 347-480V options, and multiple distribution options, these lights are ideal for parking lots, car dealerships, stadium lighting, parks, and more.



INNOVATE. ILLUMINATE. INSPIRE.

VAL | VERSAAREA LIGHT | 3 CCT COLOR PREFERENCE® | 3 LUMEN BOOST®

PERFORMANCE SUMMARY				
Lumen Packages	Lumen Pkg. Range (LB3)	Selectable Watt. Levels	CCT (CP3)	Distribution
Lumen Pkg 1	7200 – 14000	60 80 100	3000K 4000K 5000K	 TYPE III
Lumen Pkg 2	12000 – 22000	100 120 150		 TYPE V
Lumen Pkg 3	18000 – 29000	200 180 150		
Lumen Pkg 4	24000 – 43500	300 240 200		



7-Pin Receptacle w/ Shorting Cap
Covered Access for CCT and Lumen Select Switches
Controls Port Access



Lumen Pkg. Size 1

Lumen Pkg. Size 2

Lumen Pkg. Sizes 3 & 4

ELECTRICAL DATA

Operation: 120-277V 50/60Hz, 347V 60Hz, 480V 60Hz
 Low Temp Start / Max Temp: -40° C (-40 F) / 50° C= (122° F)
 Controls: 0-10V, 7-Pin Receptacle w/ Shorting Cap
 Surge Protection: 10KVA Accessory Available

CERTIFICATIONS & OTHER INFO

Warranty: 5 year
 UL/cUL Listed: Wet location, IP65 Rated
 EPA: 1.373 ft² (lm pkg 1), 2.082 ft² (lm pkg 2), 2.976 ft² (lm pkg 3 & 4)

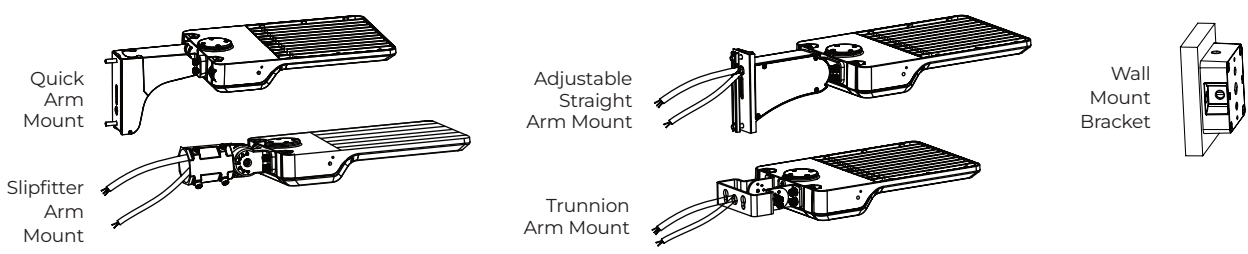
Notes: 1. 347-480V Made to Order only. Lead times apply.
 2. Type IV distribution can be requested as a special order item.

CATALOG LOGIC

Series	Lumens (Lumen Pkg.)	Lumen Boost LB3	CCT CP3	Distribution	Voltage	Dimming	Controls	SPD
VAL VersaArea Light	1 7200 – 14500 lm	Lumen Pkg #1: 100 80 60W	3 CCT Color Preference® 3/4/5000K	T3 Type III	MV Multi-Volt 120-277V HV High-Volt 347-480V²	LVD Low Voltage Dimming 0-10V	7PR 7-Pin Receptacle w/ Shorting Cap	SPD10 Factory-installed 10KV Surge Protection ⁵ (Leave Blank) No SPD
	2 12000 – 21750 lm	Lumen Pkg #2: 150 120 100W		T4 Type IV¹				
	3 18000 – 29000 lm	Lumen Pkg #3: 200 180 150W		T5 Type V				
	4 24000 – 43500 lm	Lumen Pkg #4: 300 240 200W						

Notes: 1. Type IV distribution is MTO only. Longer lead times apply.
 2. High-Volt 347-480V MTO only. Longer lead times apply.
 3. Surge Protection for MV (120-277V) options only, MTO. Lead times apply.

MOUNTING ACCESSORIES



ACCESSORIES

- Light Shields
- 7-Pin Receptacle Photocells
- IP65 Motion Sensor
- IP65 PIR Sensor



Dark Sky Compatible*
 VersaArea can be utilized in dark sky compliant plans when set to 3000K.