

DATE:	PROJECT:
TYPE:	NOTES:
CATALOG #:	

SCWR | SELECTABLE COMMERCIAL WRAP SERIES

3 LUMEN BOOST® | 3 CCT COLOR PREFERENCE®

KEY FEATURES

ETI's Selectable Commercial Wrap Series offers a convenient, flexible lighting solution that saves energy and costs without sacrificing quality. These lights have a low profile, are durable, and have a micro prismatic lens for low glare and comfortability.

CCT & Light Quality

- Luminaire uses ETI's patented Color Preference® with 3 Selectable CCTs Standard (3500K, 4000K, 5000K)

Light Output & Efficacy

- 3 Lumen Boost and Wattage Levels:

2'x6": 1700 | 2425 | 3150 lm **4'x6"**: 3300 | 4800 | 6300 lm **4'x10"**: 4200 | 6150 | 8100 lm
 12 | 18 | 23W 23 | 34 | 45W 29 | 43 | 57W

Dimming, Controls

- 0-10V Dimming

SPECIFICATIONS

Construction

- Polycarbonate housing, white finish
- Low profile design with quick removable end caps

Optics

- Frosted, fine-ribbed lens with minimized glare (UGR 21)

Installation

- Surface and drywall mounting kits included
- Field select one of three CCTs at installation with an integral switch accessible under end cap. Ships at 4000K
- Field select one of three Lumen Settings at installation with an integral switch accessible under end cap. Ships set to Highest


Electrical / Options

- >150,000 hour LEDs at L70 for reduced maintenance
- Operates at 120-277V, 50/60 Hz
- Operating Temperature: -4°F to 113°F (-20°C to 45°C)
- 0-10V dimmable driver
- ETI's patented 3 CCT COLOR PREFERENCE® and 3 LUMEN BOOST® allows for easy field-adjustable color temperature and lumen selection with switch located under the easy-to-remove lens.

Warranty

5-Year Standard Warranty. See terms at: ETISSL.com/warranty/


KEY DATA	
LUMEN RANGE	1730 - 8134
WATTAGE RANGE	12 - 56
EFFICACY RANGE (LPW)	136 - 154
REPORTED LIFE (HOURS)	L70 / >150,000



24" x 6"

46" x 6"

46" x 10"



Easy access to CCT & Wattage Select switch underneath lens

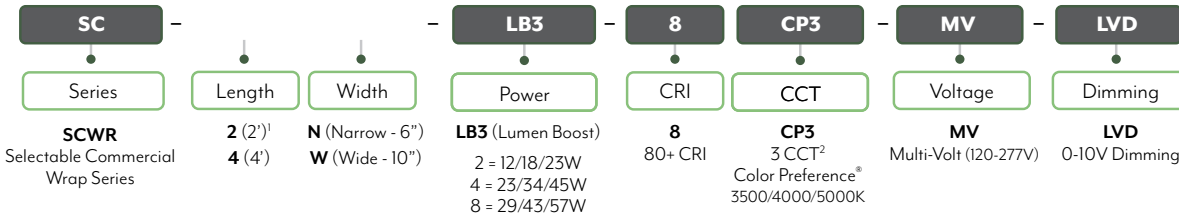


Certifications & Test Data

- cUS ETL Rated, Damp location
- Adheres to LM79, LM80, and TM21 industry standards for photometric, lumen maintenance and lifetime calculations
- Driver rated for FCC part 15 Class B for use in residential or commercial applications
- DLC® (DesignLights Consortium) Listed. Please refer to DLC for specific product qualifications at www.designlights.org (Search by part number, example: SCWR-4-N-LB3-8CP3-MV-LVD)



CATALOG LOGIC




Notes:
 1. 2' is available in N (Narrow - 6" width only).
 2. Ships at lowest CCT. Installing contractor responsible for ensuring desired CCT selected during installation.

ORDER INFORMATION / SPEC DETAILS

CATALOG PART NUMBER	ORDER NUMBER	DESCRIPTION	VOLTAGE	DIMMING	CRI	DLC	CCT	NOMINAL WATTS	DELIVERED LUMENS	EFFICACY		
2' x 6"	SCWR-2-N-LB3-8CP3-MV-LVD	2' x 6" Selectable Commercial Wrap	120-277V	0-10V	80+	Standard	3500K	12	1730	145		
								17	2366	143		
								22	3075	139		
						Standard	4000K	12	1754	149		
								17	2412	148		
								22	3158	145		
								Standard	5000K	12	1743	146
										17	2373	144
										22	3085	140
4' x 6"	SCWR-4-N-LB3-8CP3-MV-LVD	4' x 6" Selectable Commercial Wrap	120-277V	0-10V	80+	Standard	3500K	23	3391	145		
								34	4768	141		
								45	6168	136		
						Standard	4000K	23	3433	149		
								34	4882	146		
								45	6327	141		
						Standard	5000K	23	3413	147		
								34	4812	143		
								45	6158	137		
4' x 10"	SCWR-4-W-LB3-8CP3-MV-LVD	4' x 10" Selectable Commercial Wrap	120-277V	0-10V	80+	Standard	3500K	28	4240	149		
								38	5686	147		
								55	7931	141		
						Standard	4000K	28	4287	154		
								38	5801	153		
								55	8134	148		
						Standard	5000K	28	4249	152		
								38	5731	148		
								55	7923	142		

DIMENSIONS / DETAILS



Size	L	W	H	weight
2' x 6"	24.0" (609mm)	6.0" (153mm)	3.0" (76mm)	2.6 lbs.
4' x 6"	46.0" (1167mm)	6.0" (153mm)	3.0" (76mm)	4.8 lbs.
4' x 10"	46.0" (1167mm)	10.0" (254mm)	3.0" (76mm)	6.5 lbs.



Easy access to CCT & Wattage Select switch underneath lens



Ships at highest lumen setting, and 4000K

PERFORMANCE / Data

Lumen Maintenance

Ambient Temp.	TM-21 Lumen Maintenance (54,000 hours)
25° C (77° F)	89.16%
Ambient Temp.	TM-21 Theoretical L70 (hours)
25° C (77° F)	>150,000

Load Information

Power Factor	> 0.90
THD	< 20%
Frequency	60 Hz
Low Temp Start / Max Temp	-20° C (-4° F) / 45° C (113° F)



ETI Lighting
 4873 Thurmon Tanner Parkway, Flowery Branch, GA 30542 | TEL: 1.855.384.7754
 E-mail: ETIorders@ETISSL.com | ETISSL.com

All specifications are subject to change without notice.
 All reported values are typical values, measured under laboratory conditions @ 25° C (77° F).
 Actual performance can vary slightly as a result of end-user application & environment.

DIMMER COMPATIBILITY LIST

DIMMER BRAND	DIMMER MODEL
0-10V DIMMERS	
LUTRON	DVT-IV/WH
LUTRON	DVSTV-WH
LUTRON	NFTV-WH
LUTRON	NTSTV-DV-WH
LEVITON	IP710-DLZ
COOPER	SF10P-W
LEVITON	DD710-BDZ

PHOTOMETRIC SAMPLES

2' x 6"

Luminaire Data: at 4000K
SCWR-2-N-LB3-8CP3-MV-LVD

CCT & CRI	4000K, 80+ CRI
DELIVERED LUMENS	3158 2412 1754
WATTAGE	21.8 16.3 11.8
EFFICACY	145 148 149
SPACING	0° = 1.28 / 90° = 1.32

Photometric values based on tests performed in compliance with LM-63 & LM-79

Candela Plot

■ HIGH ■ MID ■ LOW

4' x 6"

Luminaire Data: at 4000K
SCWR-4-N-LB3-8CP3-MV-LVD

CCT & CRI	4000K, 80+ CRI
DELIVERED LUMENS	6327 4882 3433
WATTAGE	44.9 33.5 23.1
EFFICACY	141 146 149
SPACING	0° = 1.32 / 90° = 1.32

Photometric values based on tests performed in compliance with LM-63 & LM-79

Candela Plot

■ HIGH ■ MID ■ LOW

4' x 10"

Luminaire Data: at 4000K
SCWR-4-W-LB3-8CP3-MV-LVD

CCT & CRI	4000K, 80+ CRI
DELIVERED LUMENS	8134 5801 4287
WATTAGE	54.9 38.0 27.8
EFFICACY	148 153 154
SPACING	0° = 1.33 / 90° = 1.29

Photometric values based on tests performed in compliance with LM-63 & LM-79

Candela Plot

■ HIGH ■ MID ■ LOW