

ESLFM | ESSEX LINEAR FLUSH MOUNT 3 CCT COLOR PREFERENCE®

KEY FEATURES

- Luminaire uses ETI's patented Color Preference® with 3 Selectable CCTs Standard (3000K, 3500K, 4000K, 5000K), plus NightLightR™, 2000K night light feature
- 80+ CRI
- TRIAC Dimming Down to 10% (120V)

SPECIFICATIONS

Construction

- Cold Rolled Steel Back Plate
- Walnut Finish w/Black corner accents

Optics

- Polymer diffuser lens for zero pixelation and overall visual comfort
- Uniform, even light distribution
- Backlit technology

Installation

- Field select CCT using integral switch located on fixture end prior to installation. Ships at 3000K
- Includes Quick Fit Installation Kit. Simply mount the bracket to the ceiling and slide the fixture into place.

Electrical


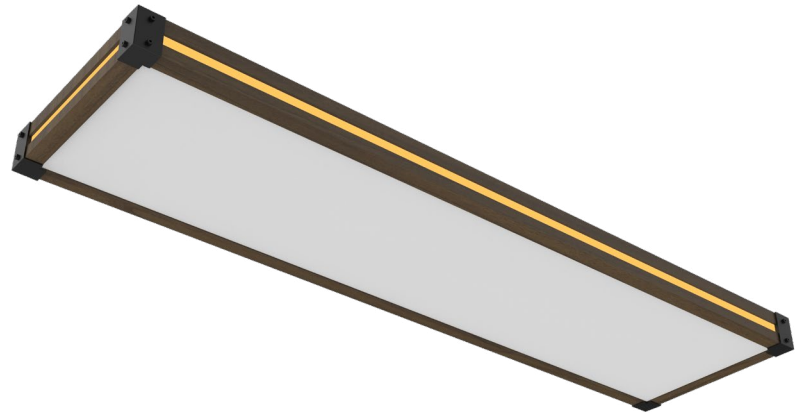
- > 50,000 hour LEDs at L70 for reduced maintenance
- Operates at 120V, 60Hz
- TRIAC dimming, down to 10%* (120V)
- Operating Temperature: -4°F to 104°F (-20°C to 40°C)
- ETI's patented selectable CCT COLOR PREFERENCE® allows for easy field-adjustable color temperature selection with switch located inside fixture.

* Always consult dimmer manufacturer for proper use, installation and compatibility (some dimmers may require a neutral in the wall box).

Warranty

5-Year Standard Warranty. See terms at: [ETISSL.com/warranty/](https://www.etissl.com/warranty/)

DATE:	PROJECT:
TYPE:	NOTES:
CATALOG #:	



NightLightR™

Color Preference®



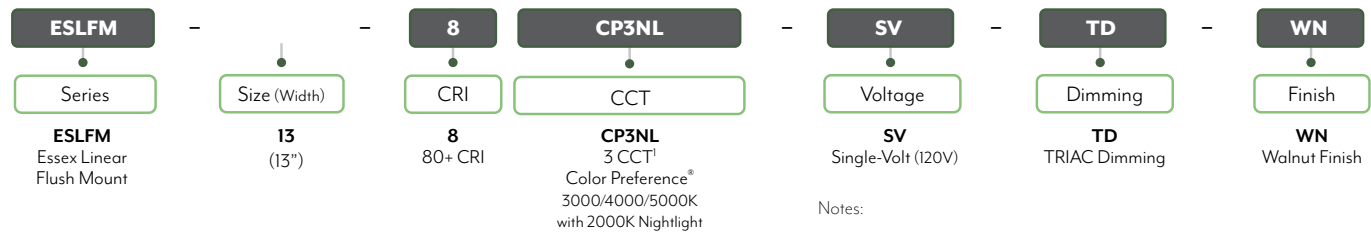
KEY DATA	
LUMEN RANGE	4322 – 4890
WATTAGE RANGE	53.6 – 57.4
EFFICACY RANGE (LPW)	81 – 85
REPORTED LIFE (HOURS)	L70 / > 50,000

Certifications & Test Data

- All luminaires are ETL Listed (US, C) for Damp Location
- Adheres to LM63, LM79, LM80 and TM21 industry standards for photometric, lumen maintenance and lifetime calculations
- Suitable for use in closets when installed in accordance to NEC Section 410.16 (A)(1) and 410.16 (C)(1)



CATALOG LOGIC

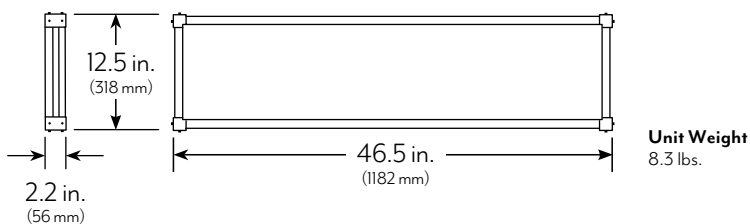


STOCK ORDERING INFORMATION


CATALOG PART NUMBER	ORDER NUMBER	DESCRIPTION	CASE QTY	CRI	CCT	WATTS (NOM.)	LUMEN PKG. ¹	DELIVERED LUMENS	LPW	VOLTAGE	DIM
ESLFM-13-8CP3NL-SV-TD-WN	C05009401A	Essex Linear Flush Mount with Nightlight, 4' x 13"	2	80+	Night Light	20	700	719	37	120V	TRIAC
					3000K	55	4500	4545	81		
					4000K	55	4500	4890	85		
					5000K	55	4500	4322	81		

Notes: 1. For more delivered lumens and test data see pages 3, or visit ETISSL.com

DIMENSIONS / DETAILS

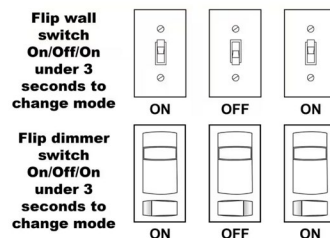



Easy access to color temperature on back




Ships at 3000K

NightLightR™



MOUNTING

Includes Quick Fit Installation Kit:
Simply mount the bracket to the ceiling and slide the fixture into place.



PERFORMANCE / Data

Lumen Maintenance

Ambient Temp.	TM-21 Lumen Maintenance (54,000 hours)
25° C (77° F)	89%
Ambient Temp.	TM-21 Theoretical L70 (hours)
25° C (77° F)	> 50,000

Load Information

Power Factor	> 0.90
THD	< 20%
Frequency	60 Hz
Low Temp Start / Max Temp	-4°F to 104°F (-20°C to 40°C)

DIMMER COMPATIBILITY LIST

DIMMER BRAND	DIMMER MODEL
TRIAC DIMMERS	
LUTRON	MACL-I53MLH-WH
LUTRON	STCL-I53PH-WH
LEVITON	R11-DSL06-1TW
LEVITON	R00-RNL06-0TW
LEVITON	R02-DW6HD-2RW
TP-LINK	HS220
COMMERCIAL ELECTRIC	HPDA311CWB
LUTRON	LECL-I53
LUTRON	SCL-I53P
LUTRON	NTCL-250
LUTRON	GT-150
LEVITON	DSL06-ILZ
LEVITON	TSL06
LEVITON	RDL06
COOPER	9540
COOPER	9573
COOPER	DLC03P
COOPER	SUT7
COOPER	TAL06P2

PHOTOMETRIC SAMPLES

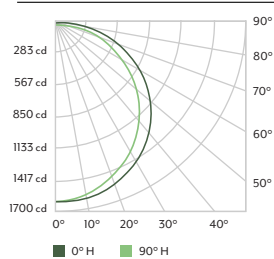


Luminaire Data:

CCT & CRI	4000K, 80+ CRI
DELIVERED LUMENS	4890
WATTAGE	57.4W
EFFICACY	85
SPACING	0° = 1.33 90° = 1.26

Photometric values based on tests performed in compliance with LM-63 & LM-79

Candela Plot



* Always consult dimmer manufacturer for proper use, installation and compatibility (some dimmers may require a neutral in the wall box).