

## NXUC | NEXUS UNDER CABINET LIGHTS

5 CCT COLOR PREFERENCE® | PLUG-IN

### KEY FEATURES

- Luminaire uses ETI's patented Color Preference® with 5 Selectable CCTs Standard (2700K, 3000K, 3500K, 4000K, 5000K)
- 80+ CRI
- TRIAC Dimming Down to 10% (120V)
- Turn on/off or switch between 100% and 50% Power
- Linkable and Available in 3 Sizes:
  - 12": 6/3W | 500/200lm – Linkable up to 26 units
  - 18": 11/5.5W | 750/500lm – Linkable up to 17 units
  - 24": 14/7W | 1000/700lm – Linkable up to 14 units
- Adaptable Clip Fit Mounting Clips allow for wall or surface mount

### SPECIFICATIONS

#### Construction

- Plastic Body

#### Optics

- Polymer diffuser lens for zero pixelation and overall visual comfort
- Uniform, even light distribution

#### Installation

- Field select CCT using integral switch located on fixture. Ships at 2700K
- Adaptable Clip Fit Mounting Clips for wall or surface mount
- Mounting hardware included
- Includes key hole slots for fast, convenient mounting
- 12-Inch Linking Cables and 5-Foot Power Cord included

#### Electrical

- > 50,000 hour LEDs at L70 for reduced maintenance
- Operates at 120V, 60Hz
- TRIAC dimming, down to 10%\* (120V)
- Operating Temperature: -4°F to 104°F (-20°C to 40°C)
- ETI's patented selectable CCT COLOR PREFERENCE® allows for easy field-adjustable color temperature selection with switch located on fixture end.


\* Always consult dimmer manufacturer for proper use, installation and compatibility (some dimmers may require a neutral in the wall box).

#### Warranty

5-Year Standard Warranty. See terms at: [ETISSL.com/warranty/](https://www.ETISSL.com/warranty/)

KEY DATA	
LUMEN RANGE	230 – 1512
WATTAGE RANGE	3.5 – 14.0
EFFICACY RANGE (LPW)	66 – 108
REPORTED LIFE (HOURS)	L70 / > 50,000

DATE:	PROJECT:
TYPE:	NOTES:
CATALOG #:	




Adaptable Clip Fit Mounting Clips allow for wall or surface mount.

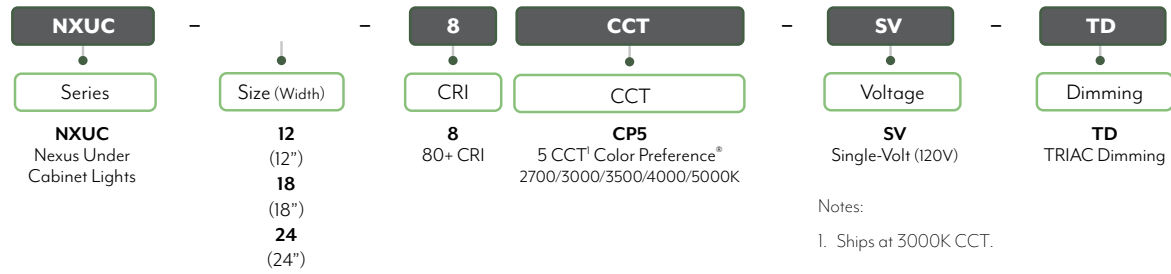


#### Certifications & Test Data

- All luminaires are ETL Listed (US, C) for Damp Location
- Adheres to LM63, LM79, LM80 and TM21 industry standards for photometric, lumen maintenance and lifetime calculations



**CATALOG LOGIC**



**STOCK ORDERING INFORMATION**

CATALOG PART NUMBER	ORDER NUMBER	DESCRIPTION	CASE QTY	CRI	CCT	WATTAGE LEVEL	WATTS (NOM.)	LUMEN PKG. <sup>1</sup>	DELIVERED LUMENS	LPW	VOLTAGE	DIM							
NXUC-12-8CP5-SV-TD	B04015301A	12" Nexus Under Cabinet Light	5	80+	2700K	High	6	500	532	83	120V	TRIAC							
						Low	3	200	230	66									
					3000K	High	6	500	555	87									
						Low	3	200	237	68									
					3500K	High	6	500	555	87									
						Low	3	200	252	72									
					4000K	High	6	500	585	90									
						Low	3	200	254	73									
					5000K	High	6	500	586	92									
						Low	3	200	259	74									
					NXUC-18-8CP5-SV-TD	B04016301A	18" Nexus Under Cabinet Light	5	80+	2700K			High	11	750	1155	100	120V	TRIAC
													Low	5.5	500	520	93		
3000K	High	11	750	1213						103									
	Low	5.5	500	541						95									
3500K	High	11	750	1272						107									
	Low	5.5	500	561						98									
4000K	High	11	750	1291						107									
	Low	5.5	500	567						98									
5000K	High	11	750	1214						105									
	Low	5.5	500	550						98									
NXUC-24-8CP5-SV-TD	B04018301A	24" Nexus Under Cabinet Light	5	80+						2700K	High	14	1000	1316	99	120V	TRIAC		
											Low	7	500	760	99				
					3000K	High	14	1000	1395	103									
						Low	7	500	771	100									
					3500K	High	14	1000	1503	108									
						Low	7	500	819	104									
					4000K	High	14	1000	1512	108									
						Low	7	500	817	105									
					5000K	High	14	1000	1430	106									
						Low	7	500	795	103									


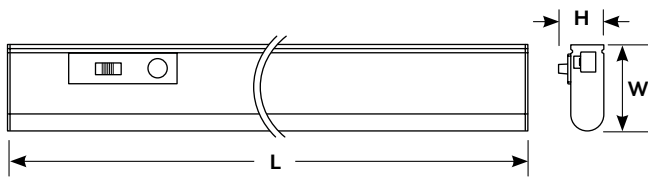
Notes: 1. For more delivered lumens and test data see pages 3, or visit ETISSL.com

**MOUNTING**

Adaptable clips allow for wall or surface mount.



**DIMENSIONS / DETAILS**




**On/Off & Brightness Control Button**  
 Cycle between On at 100% Brightness /  
 On at 50% Brightness / Off

Size	L	W	H	weight
12"	12.0" (306mm)	2.0" (51mm)	1.1" (27mm)	0.25 lb.
18"	18.0" (458mm)	2.0" (51mm)	1.1" (27mm)	0.33 lb.
24"	24.0" (610mm)	2.0" (51mm)	1.1" (27mm)	0.40 lb.

**INCLUDED IN PACKAGE**

- Fixture
- Mounting Hardware
- Linking Cable
- Power Cord
- 2 Clip Fit Mounts



Easy access to color temperature on fixture

Ships at 3000K

**PERFORMANCE / Data**

**Lumen Maintenance**

Ambient Temp.	TM-21 Lumen Maintenance (54,000 hours)
25° C (77° F)	>80%
Ambient Temp.	TM-21 Theoretical L70 (hours)
25° C (77° F)	> 50,000

**Load Information**

<b>Power Factor</b>	> 0.90
<b>THD</b>	< 20%
<b>Frequency</b>	60 Hz
<b>Low Temp Start / Max Temp</b>	-4°F to 113°F (-20°C to 45°C)

**DIMMER COMPATIBILITY LIST**

DIMMER BRAND	DIMMER MODEL
<b>TRIAC DIMMERS</b>	
LUTRON	LECL-153
LUTRON	SCL-153P
LUTRON	NTCL-250
LUTRON	GT-15
LEVITON	DSL06-ILZ
LEVITON	TSL06
LEVITON	RDL06
COOPER	9573
COOPER	DLC03P
COOPER	SUT7
COOPER	TAL06P2

\* Always consult dimmer manufacturer for proper use, installation and compatibility (some dimmers may require a neutral in the wall box).

**PHOTOMETRIC SAMPLES**

NON-NIGHTLIGHT MODELS

12-IN

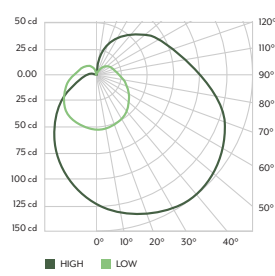


**Luminaire Data: High/Low**

CCT & CRI	<b>4000K, 80+ CRI</b>
DELIVERED LUMENS	<b>585 / 254</b>
WATTAGE	<b>6.5W / 3.5W</b>
EFFICACY	<b>90 / 73</b>

Photometric values based on tests performed in compliance with LM-63 & LM-79

**Candela Plot**



18-IN

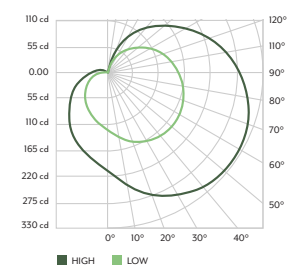


**Luminaire Data: High/Low**

CCT & CRI	<b>4000K, 80+ CRI</b>
DELIVERED LUMENS	<b>1291 / 567</b>
WATTAGE	<b>12.1W / 5.8W</b>
EFFICACY	<b>107 / 98</b>

Photometric values based on tests performed in compliance with LM-63 & LM-79

**Candela Plot**



24-IN



**Luminaire Data: High/Low**

CCT & CRI	<b>4000K, 80+ CRI</b>
DELIVERED LUMENS	<b>1512 / 817</b>
WATTAGE	<b>14.0W / 7.8W</b>
EFFICACY	<b>108 / 105</b>

Photometric values based on tests performed in compliance with LM-63 & LM-79

**Candela Plot**

