

DATE:	PROJECT:
TYPE:	NOTES:
CATALOG #:	

## BCB | BOOST CENTER BASKET TROFFER

4 LUMEN BOOST® | 3 CCT COLOR PREFERENCE®  
0-10V Dimming | Efficacy 140 – 151 LPW

### KEY FEATURES

ETI's Boost Center Basket LED Troffer series features a slim design for shallow plenums and offer three selectable CCTs and four selectable wattages—giving you flexibility and efficiency.

#### CCT & Light Quality

- 3 Selectable CCTs (3500K, 4000K, 5000K)
- 80+ CRI

#### Light Output & Efficacy

- 4 Wattage Levels: 39W/32W/29W/24W (2x4)  
29W/24W/19W/15W (2x2 and 1x4)

#### Dimming, Voltage, Controls

- 0-10V dimming
- Universal voltage (120-277V)
- Models with Integral Battery Backup are in stock
- Life projected L70 @ >160,000 hours.

### SPECIFICATIONS

#### Construction

- Stamped steel housing— Depth as low as 1.8" (1x4) / 2.25" (2x4, 2x2)
- Matte white finish

#### Optics

- Round acrylic lens provides high light transmittance
- Frosted ribbed diffuser delivers even illumination and diminished glare

#### Installation

- Integrated housing guide clips to install into recessed grid
- Additional mounting kits available as accessories:

*Drywall recessed mounting kit*  
*Surface mounting kit*  
*0-3 ft cable suspension mounting kit*

- 4 LUMEN BOOST® / 3 CCT COLOR PREFERENCE® for easy field-adjustable lumen / CCT selection with switch located on back panel. Factory set to highest wattage and 3500K.

#### Electrical

- > 160,000 hour LEDs at L70 for reduced maintenance
- Operates at 120-277V 50/60Hz
- Surge protection: LN:1KV, LN-G2KV
- 1-10V dimmable driver, down to 10%
- Ships at the highest wattage setting

#### Warranty


5-Year Standard Warranty. See terms at: [ETISSL.com/warranty/](https://www.etissl.com/warranty/)

KEY DATA	
Delivered Lumen Range	2157 – 5707
Wattage Range	15 – 39
Efficacy Range (LPW)	140 – 151
Reported Life (Hours)	L70 / > 160,000



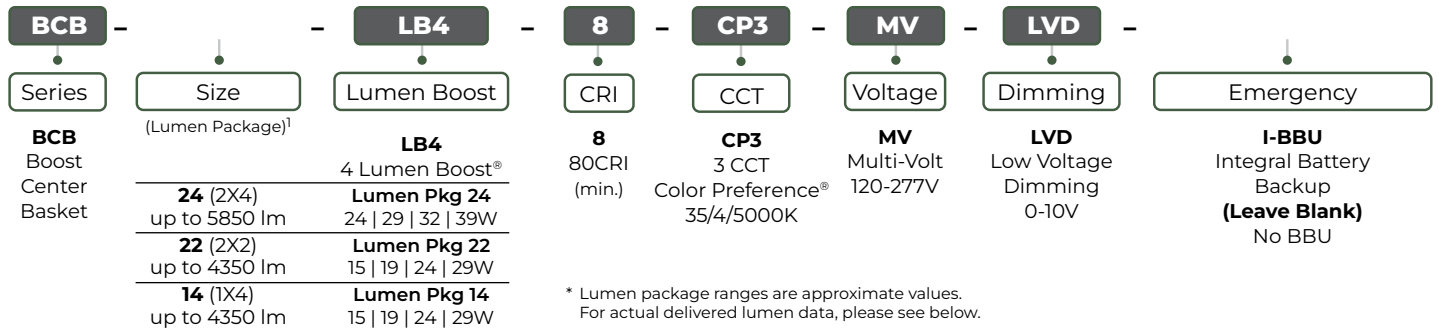
#### Certifications & Test Data

- All luminaires are built to UL 1598 standards and have the appropriate UL labels and information on product
- Damp location label standard
- Adheres to LM79, LM80, and TM21 industry standards for photometric, lumen maintenance and lifetime calculations
- DLC® (DesignLights Consortium) Premium for 2X4. Please refer to DLC for specific product qualifications at [www.designlights.org](http://www.designlights.org) (see page 2 for details).
- IC Rated for direct contact with insulation
- Driver rated for FCC part 15 Class B for use in residential or commercial applications



# Boost Center Basket Troffer 4 LUMEN BOOST® | 3 CCT COLOR PREFERENCE®

## ORDERING GUIDE



## STOCK ORDERING INFORMATION

Catalog Part Number	Order Number	Description	CRI	CCT	Nominal Watts	Delivered Lumens <sup>1</sup>	Efficacy (at highest wattage)	DLC
BCB-24-LB4-8-CP3-MV-LVD	64702301	Boost Center Basket, 2' x 4' Troffer	80+	3500K	24	3483	140.5	Premium Use Catalog Part Number to search
					29	4170		
					32	4634		
					39	5546		
				4000K	24	4210	149.2	
					29	4210		
					32	4791		
					39	5707		
				5000K	24	4121	141.1	
					29	4121		
					32	4747		
					39	5598		
BCB-22-LB4-8-CP3-MV-LVD	64701301	Boost Center Basket, 2' x 2' Troffer	80+	3500K	15	2162	140	Standard Use Catalog Part Number to search
					19	2590		
					24	3192		
					29	4003		
				4000K	15	2220	150	
					19	2720		
					24	3343		
					29	4172		
				5000K	15	2157	143	
					19	2624		
					24	3245		
					29	4052		
BCB-14-LB4-8-CP3-MV-LVD	64706201	Boost Center Basket, 1' x 4' Troffer	80+	3500K	15	2166	141	Standard Use Catalog Part Number to search
					19	2599		
					24	3189		
					29	4013		
				4000K	15	2222	151	
					19	2721		
					24	3353		
					29	4182		
				5000K	15	2158	144	
					19	2621		
					24	3256		
					29	4062		

Notes: 1. For more delivered lumens and test data on below, or visit ETISSL.com

## MODELS WITH INTEGRATED BBU: STOCK ORDERING INFORMATION

Catalog Part Number	Order Number	Description
BCB-24-LB4-8-CP3-MV-LVD-I-BBU	64702301-I	Boost Center Basket, 2' x 4' Troffer with Integral Battery Backup
BCB-22-LB4-8-CP3-MV-LVD-I-BBU	64701301-I	Boost Center Basket, 2' x 2' Troffer with Integral Battery Backup
BCB-14-LB4-8-CP3-MV-LVD-I-BBU	64706201-I	Boost Center Basket, 1' x 4' Troffer with Integral Battery Backup



ETI Lighting  
4873 Thurmon Tanner Parkway,  
Flowery Branch, GA 30542

1.855.384.7754 | www.etissl.com  
**Quotes:** quotes@etissl.com  
**Orders:** etiorsders@etissl.com

All specifications are subject to change without notice.  
 All reported values are typical values, measured under laboratory conditions @ 25° C (77° F).  
 Actual performance can vary slightly as a result of end-user application & environment.

## ACCESSORIES

### OC/BBU SPEC ACCESSORIES

Catalog Part Number	Model Number	Description
BCB-RCOP	70224101	Boost Center Basket Sensor Remote Control Programmer <a href="#">Spec Sheet</a>
EM-8W	70117101	Boost Center Basket Emergency Battery Backup
BCB-MS	70217101	Boost Center Basket Motion Sensor

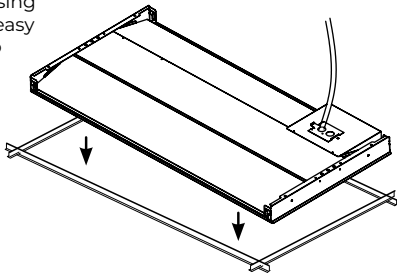
Notes: 1. Accessories are field installed. For Factory installed items, see Made-to-Order Products on page 3

### OPTIONAL MOUNTING ACCESSORIES (must be ordered separately)

Catalog Part Number	Model Number	Description
BCB-24-SMK	70328101	2x4 Boost Center Basket, Surface Mount Kit
BCB-22-SMK	70329101	2x2 Boost Center Basket, Surface Mount Kit
BCB-14-SMK	70330101	1x4 Boost Center Basket, Surface Mount Kit
BCB-24-DWK	70331101	2x4 Boost Center Basket, Drywall Kit
BCB-22-DWK	70332101	2x2 Boost Center Basket, Drywall Kit
BCB-14-DWK	70333101	1x4 Boost Center Basket, Drywall Kit
BCB-ACC	70334101	Boost Center Basket Air Craft Cable Kit

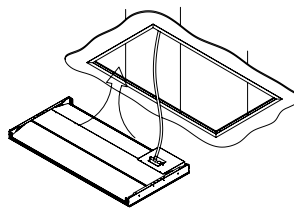
## MOUNTING

Luminaires come with integrated housing guide clips for easy installation into recessed grid

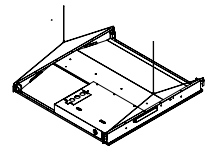


## MOUNTING ACCESSORIES

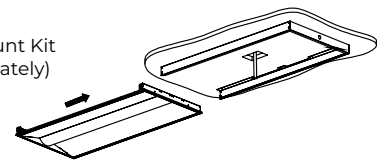
Drywall Mount Kit (order separately)




Suspension Mount Air Craft Cable Kit (order separately)



Surface Mount Kit (order separately)

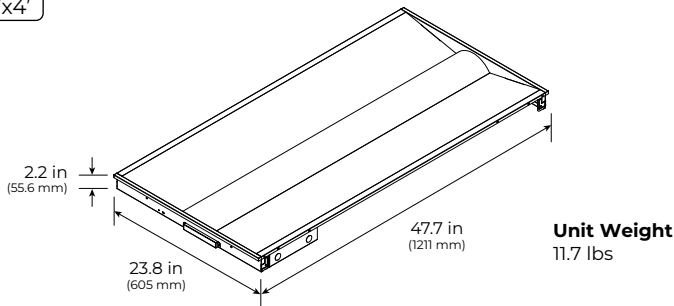


# Boost Center Basket Troffer 4 LUMEN BOOST® | 3 CCT COLOR PREFERENCE®

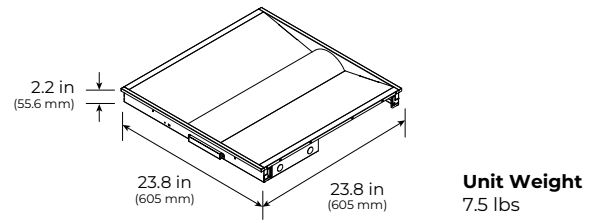


## DIMENSIONS / DETAILS


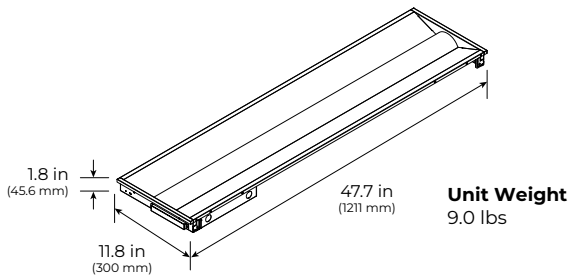
2'x4'



2'x2'



1'x4'



## PERFORMANCE / Data

### Lumen Maintenance

Ambient Temp.	TM-21 Lumen Maintenance (54,000 hours)
25° C (77° F)	89.51%
Ambient Temp.	TM-21 Theoretical L70 (hours)
25° C (77° F)	> 160, 000

### Load Information

<b>Power Factor</b>	> 0.90
<b>THD</b>	< 20%
<b>Frequency</b>	50/60 Hz
<b>Sound Rating</b>	< 20 Dba
<b>Low Temp Start / Max Temp</b>	-20° C (-4 F) / 40° C (104° F)



ETI Lighting  
4873 Thurmon Tanner Parkway,  
Flowery Branch, GA 30542

1.855.384.7754 | www.etissl.com  
**Quotes:** quotes@etissl.com  
**Orders:** etiors@etissl.com

All specifications are subject to change without notice.  
All reported values are typical values, measured under laboratory conditions @ 25° C (77° F).  
Actual performance can vary slightly as a result of end-user application & environment.

## PHOTOMETRIC SAMPLES

2x4'

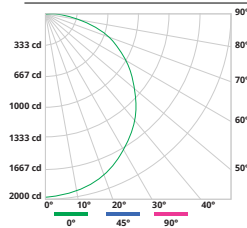


### Luminaire Data: 2x4 at 39W 4000K

CCT & CRI	<b>4000K, 85 CRI</b>
Initial Delivered Lumens	<b>5707.1</b>
Wattage	<b>38.25</b>
Efficacy	<b>149.2</b>
Spacing	<b>0° = 1.36 90° = 1.28</b>

Photometric values based on tests performed in compliance with LM-63 & LM-79

### Indoor Candela Plot



2x2'

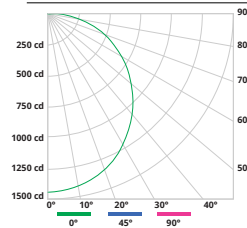


### Luminaire Data: 2x2 at 29W 4000K

CCT & CRI	<b>4000K, 85 CRI</b>
Initial Delivered Lumens	<b>4171.9</b>
Wattage	<b>27.81</b>
Efficacy	<b>150</b>
Spacing	<b>0° = 1.30 90° = 1.26</b>

Photometric values based on tests performed in compliance with LM-63 & LM-79

### Indoor Candela Plot



1x4'



### Luminaire Data: 1x4 at 29W 4000K

CCT & CRI	<b>4000K, 85 CRI</b>
Initial Delivered Lumens	<b>4181.6</b>
Wattage	<b>27.71</b>
Efficacy	<b>151</b>
Spacing	<b>0° = 1.38 90° = 1.22</b>

Photometric values based on tests performed in compliance with LM-63 & LM-79

### Indoor Candela Plot

