

DATE:	PROJECT:
TYPE:	NOTES:
CATALOG #:	

WR | 4' HIGH LUMEN OUTPUT WRAPAROUND LIGHT 4000K

KEY FEATURES

ETI's 4ft. High Lumen Output Wraparound Light offers a low-profile space savings solution. It's compact form factor makes it ideally suited for tight spaces.

CCT & Light Quality

- 4000K | 90+ CRI

Light Output & Efficacy

- 5400 Lumens | 53W

Dimming, Controls

- 0-10V Dimming

SPECIFICATIONS

Construction

- Polycarbonate housing, white finish
- Low profile design

Optics

- Frosted, plastic lens

Installation

- Hardwire
- Surface mount hardware included

Electrical / Options

- >180,000 hour LEDs at L70 for reduced maintenance
- Operates at 120-277V, 50/60 Hz
- Operating Temperature: -4°F to 113°F (-20°C to 45°C)

Warranty

5-Year Standard Warranty. See terms at: ETISSL.com/warranty/



4' x 10"



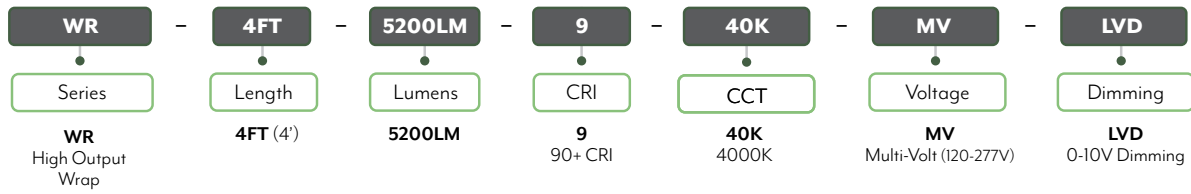
KEY DATA	
LUMENS	5431
WATTAGE	52.8
EFFICACY (LPW)	103
REPORTED LIFE (HOURS)	L70 / 180,000

Certifications & Test Data

- cUS UL Rated, Damp location
- Adheres to LM79, LM80, and TM21 industry standards for photometric, lumen maintenance and lifetime calculations
- Driver rated for FCC part 15 Class B for use in residential or commercial applications



CATALOG LOGIC




ORDER INFORMATION / SPEC DETAILS


CATALOG PART NUMBER	ORDER NUMBER	DESCRIPTION	VOLTAGE	DIMMING	CRI	CCT	NOMINAL WATTS	DELIVERED LUMENS	EFFICACY
WR-4FT-5200LM-9-40K-MV-LVD	54677441	4ft. High Lumen Output Wraparound Light	120-277V	0-10V	90+	4000K	53	5431	103

Notes: 1. For more delivered lumens and test data see page 3, or visit etissl.com

SENSOR ACESORY (field install, sold separately)

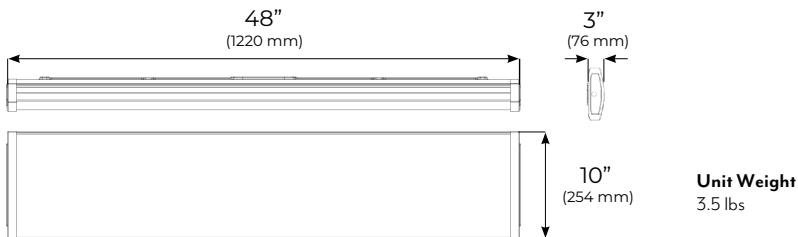
CATALOG NUMBER	ORDER NUMBER	DESCRIPTION	DETAILS
MC601V	90600144	Step Dimming Motion Sensor	 PRODUCT LISTING (located on ETISSL.com)

BBU ACESORY (field install, sold separately)

CATALOG NUMBER	ORDER NUMBER	DESCRIPTION	DETAILS
EMA25FY-170 (G3)	70112202-2	25W Emergency LED Driver, IP rated, 90 minutes, Square	 PRODUCT LISTING (located on ETISSL.com)

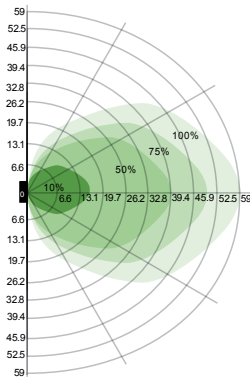
Notes: 1. Also Compatible with 40W Emergency LED Driver, [EMA40FY-170 \(G3\) | 70114402-2](#)

DIMENSIONS / DETAILS

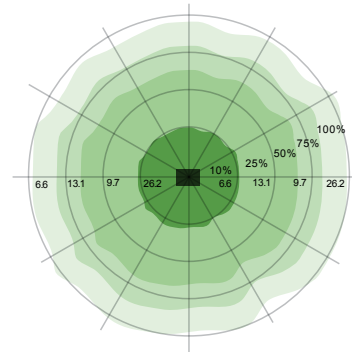


MOTION SENSOR DETAILS

- Operating Voltage: 120/277V
- Hold Time: 10s-30min
- Mounting Height: 49FT
- Daylight Sensor: 5lux/10lux/30lux/50lux/Disable
- Stand-by dimming level: 10%/20%/30%/40%/50%
- Rated load: 800W (inductive), 1200W (resistive)
- Detection Angle: 150° (wall installation)
360° (ceiling installation)



Wall mounting pattern (Unit: ft)
Suggested installation height: 3.2 - 5.9 ft



Ceiling mounting pattern (Unit: ft)
Suggested installation height: 8.2 - 32 ft



ETI Lighting
4873 Thurmon Tanner Parkway,
Flowery Branch, GA 30542

855.384.7754 | www.etissl.com
Quotes: quotes@etissl.com
Orders: etiororders@etissl.com

All specifications are subject to change without notice.
All reported values are typical values, measured under laboratory conditions @ 25° C (77° F).
Actual performance can vary slightly as a result of end-user application & environment.
54677441_4-FT High Lumen Output Wraparound Light | Page 2 of 3 | March 18, 2026

PERFORMANCE / DATA

Lumen Maintenance

Ambient Temp.	TM-21 Lumen Maintenance (54,000 hours)
25° C (77° F)	> 89%
Ambient Temp.	TM-21 Theoretical L70 (hours)
25° C (77° F)	> 180,000

Load Information

Power Factor	> 0.90
THD	< 20%
Frequency	50/60 Hz
Low Temp Start / Max Temp	-20° C (-4° F) / 45° C (113° F)

PHOTOMETRY



CCT & CRI	4000K, 90+ CRI
DELIVERED LUMENS	5431
WATTAGE	52.8
EFFICACY	103
SPACING	0° = 1.26 / 90° = 1.26

Photometric values based on tests performed in compliance with LM-63 & LM-79

Candela Plot

