

SWR | Selectable Wrap Series

3 CCT COLOR PREFERENCE®

KEY FEATURES

ETI Lighting's Residential Wrap Lights are versatile and come in various of lengths and widths. They are ideal for basements, garages, laundry rooms and more.

CCT & Light Quality

- Luminaire uses ETI's patented Color Preference® with 3 Selectable CCTs Standard (3000K, 4000K, 5000K)

Dimming

- TRIAC, dimming down to 10%, 120V

SPECIFICATIONS

Construction

- Polycarbonate housing, white finish
- Low profile design with quick removable end caps

Optics

- Frosted lens with minimized glare

Installation

- Surface and drywall mounting kits included
- Field select one of three CCTs at installation with an integral switch accessible under end cap. Factory set to 4000K.

Electrical / Options


- > 50,000 hour LEDs at L70 for reduced maintenance
- Operates at 120V, 60 Hz
- Operating Temperature: -4°F to 113°F (-20°C to 45°C)
- TRIAC dimming, down to 10%*
- ETI's patented 3 CCT COLOR PREFERENCE® allows for easy field-adjustable color temperature switch located under the easy-to-remove endcap.

* Always consult dimmer manufacturer for proper use, installation and compatibility (some dimmers may require a neutral in the wall box).

Warranty

5-Year Standard Warranty. See terms at: ETISSL.com/warranty/

DATE:	PROJECT:
TYPE:	NOTES:
CATALOG #:	



KEY DATA	
LUMEN RANGE	2292 – 6510
WATTAGE RANGE	31.3 – 75.9
EFFICACY RANGE (LPW)	70 – 86
REPORTED LIFE (HOURS)	L70 / > 50,000

Certifications & Test Data

- cUS ETL Rated, Damp location
- Adheres to LM79, LM80, and TM21 industry standards for photometric, lumen maintenance and lifetime calculations
- Driver rated for FCC part 15 Class B for use in residential or commercial applications



CATALOG LOGIC



Notes:


1. Ships at 4000K. Installing contractor responsible for ensuring desired CCT is selected during installation.
2. 2-Foot length available in narrow width only.

STOCK ORDERING INFORMATION


CATALOG PART NUMBER	ORDER NUMBER	DESCRIPTION	CASE QTY	CRI	CCT	WATTS (NOM.)	LUMEN PKG. ¹	DELIVERED LUMENS	LPW	VOLTAGE	DIM
SWR-2-N-8CP3-SV-TD	C0303440IA	Selectable Residential Wrap Narrow Width, 24" x 6"	1	80+	3000K	34	2800	2292	72	120V	TRIAC
					4000K	34	2800	2817	83		
					5000K	34	2800	2484	79		
SWR-4-N-8CP3-SV-TD	C0303540IA	Selectable Residential Wrap, Narrow Width, 46" x 6"	1	80+	3000K	55	4700	3865	73	120V	TRIAC
					4000K	55	4700	4737	84		
					5000K	55	4700	4353	82		
SWR-4-M-8CP3-SV-TD	C0303640IA	Selectable Residential Wrap, Medium Width, 46" x 8"	1	80+	3000K	65	5200	4323	70	120V	TRIAC
					4000K	65	5200	5215	80		
					5000K	65	5200	4856	76		
SWR-4-W-8CP3-SV-TD	C0303740IA	Selectable Residential Wrap, Wide Width, 46" x 10"	1	80+	3000K	75	6500	5591	77	120V	TRIAC
					4000K	75	6500	6510	86		
					5000K	75	6500	5950	81		

Notes: 1. For more delivered lumens and test data see pages 3, or visit ETISSL.com

DIMENSIONS / DETAILS



Size	L	W	H	weight
24" x 6"	24.0" (609mm)	6.0" (153mm)	2.2" (56mm)	1.6 lbs.
46" x 6"	46.0" (1167mm)	6.0" (153mm)	2.2" (56mm)	2.8 lbs.
46" x 8"	46.0" (1167mm)	8.0" (204mm)	3.0" (76mm)	3.6 lbs.
46" x 10"	46.0" (1167mm)	10.0" (254mm)	3.0" (76mm)	4.1 lbs.



MOUNTING HARDWARE

(Included)



For 24" x 6" Model (C0303440IA)

46" x 6" Model (C0303540IA)

46" x 8" (C0303640IA) and
46" x 10" (C0303740IA) Models

PERFORMANCE / Data

Lumen Maintenance

Ambient Temp.	TM-21 Lumen Maintenance (54,000 hours)
25° C (77° F)	> 80%
Ambient Temp.	TM-21 Theoretical L70 (hours)
25° C (77° F)	> 50,000

Load Information

Power Factor	> 0.90
THD	< 20%
Frequency	60 Hz
Low Temp Start / Max Temp	-20° C (-4° F) / 45° C (113° F)

DIMMER COMPATIBILITY LIST

DIMMER BRAND	SERIES	DIMMER MODEL
TRIAC DIMMERS		
LUTRON	Lumea	LECL-153
LUTRON	Nova T	NTCL-250
LUTRON	Maestro	GT-150
LEVITON	Renu	REL06
LEVITON	Toggle Slide	TSL06
LEVITON	Trimatron Rotary	RDL06
COOPER	Aspire	9573
COOPER	Decorator	DLC03P
COOPER	Slide	SUT7
COOPER	Toggle	TAL06P2

* Always consult dimmer manufacturer for proper use, installation and compatibility (some dimmers may require a neutral in the wall box).

PHOTOMETRIC SAMPLES

24" x 6"

Luminaire Data: SWR-2-N-8CP3

CCT & CRI	4000K, 80+ CRI
DELIVERED LUMENS	2817
WATTAGE	33.9W
EFFICACY	83
SPACING	0° = 1.32 90° = 1.37

Photometric values based on tests performed in compliance with LM-63 & LM-79

Candela Plot

0° H 90° H

46" x 6"

Luminaire Data: SWR-4-N-8CP3

CCT & CRI	4000K, 80+ CRI
DELIVERED LUMENS	4737
WATTAGE	56.3W
EFFICACY	84
SPACING	0° = 1.35 90° = 1.36

Photometric values based on tests performed in compliance with LM-63 & LM-79

Candela Plot

0° H 90° H

46" x 8"

Luminaire Data: SWR-4-M-8CP3

CCT & CRI	4000K, 80+ CRI
DELIVERED LUMENS	5215
WATTAGE	65.4W
EFFICACY	80
SPACING	0° = 1.33 90° = 1.36

Photometric values based on tests performed in compliance with LM-63 & LM-79

Candela Plot

0° H 90° H

46" x 10"

Luminaire Data: SWR-4-W-8CP3

CCT & CRI	4000K, 80+ CRI
DELIVERED LUMENS	6510
WATTAGE	75.9W
EFFICACY	86
SPACING	0° = 1.33 90° = 1.31

Photometric values based on tests performed in compliance with LM-63 & LM-79

Candela Plot

0° H 90° H