

DATE:	PROJECT:
TYPE:	NOTES:
CATALOG #:	

FMNL | LOWPRO LED FLUSH MOUNTS

NIGHTLIGHTR | 3 CCT COLOR PREFERENCE®

KEY FEATURES

ETI's Low Profile Flush Mounts feature a sleek, space-saving design with 3 selectable CCTs and an integrated 2000K nightlight. Available in Brushed Nickel, Oil-Rubbed Bronze, and White.

- Luminaire uses ETI Lighting's patented Color Preference with 3 Selectable CCTs (3000K, 4000K, 5000K)
- 80+ CRI
- Durable, shatter-proof acrylic impact-resistant lens
- L70: 90,000 hours

SPECIFICATIONS

Construction

- Acrylic housing, available in Brushed Nickel, Oil-Rubbed Bronze and White Finishes

Optics

- Impact-resistant frosted acrylic diffuser lens for zero pixelation and overall visual comfort
- Uniform, even light distribution

Installation

- Hard Wire:
Mounting hardware and quick connectors included. SnapFit mounting system allows the LowPro to be installed quickly and easily in a traditional junction box.
- 3 CCT COLOR PREFERENCE® for easy field-adjustable CCT selection with switch located on inside housing. Factory set to 3000K

Electrical

- 90,000 Hour Life
- Operates at 120, 60Hz
- TRIAC dimming
- Operating temperature: -4°F to 113°F (-20°C to 45°C)

Warranty

5-Year Standard Warranty. See terms at: etissl.com/warranty/



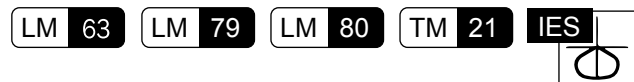
NightLightR™ Color Preference®

SNAPFIT™
Mounting System

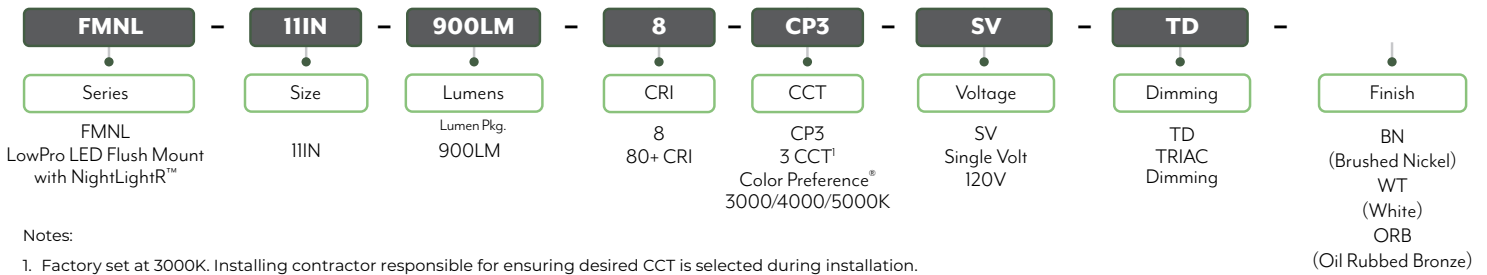
KEY DATA	
Lumens	1023 – 1601
Wattage	9.5 – 15
Efficacy (LPW)	102 – 123
Reported Life (Hours)	L70 / 90,000

Certifications & Test Data

- All luminaires are ETL Listed (US, C) for Damp Location
- Driver rated for FCC part 15 Class B for use in residential or commercial applications
- Suitable for use in closets when installed in accordance to NEC Section 410.16 (A)(1) and 410.16 (C)(1)



CATALOG LOGIC

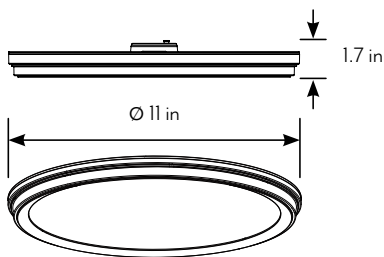


STOCK ORDERING INFORMATION

CATALOG PART NUMBER	ORDER NUMBER	DESCRIPTION	PACK SIZE	CRI	CCT	WATTS (NOM.)	LUMEN PKG. ¹	DELIVERED LUMENS	LPW	VOLTAGE	DIM
FMNL-11IN-900LM-8-CP3-SV-TD-BN	56572114	11" LowPro, Brushed Nickel Trim	2	80+	3000K	14	900	1075	84	120V	TRIAC
					4000K	14	900	1109	88		
					5000K	14	900	1091	86		
FMNL-11IN-900LM-8-CP3-SV-TD-ORB	56572115	11" LowPro, Oil-Rubbed Bronze Trim	2	80+	3000K	14	900	1075	84	120V	TRIAC
					4000K	14	900	1109	88		
					5000K	14	900	1091	86		
FMNL-11IN-900LM-8-CP3-SV-TD-WT	56572113	11" LowPro, White Trim	2	80+	3000K	14	900	1075	84	120V	TRIAC
					4000K	14	900	1109	88		
					5000K	14	900	1091	86		

Notes: 1. For more delivered lumens and test data see page 3, or visit ETISSL.com

DIMENSIONS / DETAILS



Unit Weight
1.70 lbs.

Included Mounting Hardware:



Factory Setting
3000K



Step 1: Install SnapFit™ mounting clip into junction box



Step 2: Connect the wiring & snap into place

PERFORMANCE / DATA

Load Information

Power Factor	.90
THD	< 20%
Frequency	60 Hz
Low Temp Start / Max Temp	-20° C (-4° F) / 45° C (113° F)

Lumen Maintenance

Ambient Temp.	TM-21 Lumen Maintenance (54,000 hours)
25° C (77° F)	> 80%
Ambient Temp.	TM-21 Theoretical L70 (hours)
25° C (77° F)	90,000

PHOTOMETRIC SAMPLE



Luminaire Data:
3000K

CCT & CRI	3000K, 80+ CRI
Delivered Lumens	1078
Wattage	12.5W
Efficacy	86
Beam Angle	50%=159° 10%=107°
Spacing	0° = 1.23 90° = 1.24

Photometric values based on tests performed in compliance with LM-63 & LM-79

Candela Plot

