

DATE:	PROJECT:
TYPE:	NOTES:
CATALOG #:	

EM | Emergency Light with Remote Capability, 2 Head

90+ MINUTE EMERGENCY OPERATION

KEY FEATURES

ETI's Emergency Light with Remote Capability provides reliable backup illumination for commercial and institutional applications. Featuring dual adjustable LED heads, universal 120/277V input, and support for remote emergency heads, this unit delivers flexible emergency egress lighting during power outages.

- Two Fully Adjustable 1.2 Watt LED Lamp Heads
- High impact UL 94V-0 flame rated thermoplastic housing?
- Universal voltage—120/277V
- Rated Operating temperatures from 32° to 104° F (0° to 40° C)
- Built in 3.6V 1000mAh Ni-Cd battery for minimum 90 min.
- Emergency operation (max 24 hr full recharge time)
- Test switch and charge indicator.
- Reported L70 >50,000
- 5-year limited warranty



SPECIFICATIONS

Illumination

- Lamps: 2 ultra-bright 6500K LED lamp heads

Optics

- Factory-installed, adjustable thermoplastic lamp heads

Construction

- Injection-molded thermoplastic ABS housing, UL 94V-0 flame rating
- White finish

Electrical

- Universal voltage—120/277V, 50/60Hz.

Battery Backup

- Ni-Cd battery
- 3.6V, 1000 mAh
- Battery operating time: 90+ minutes
- Max 24-hour recharge time
- Features a test button and AC indicator light

Installation and Mounting

- Multiple conduit entry knockouts for installation flexibility?
- Wall mount design with universal J-box mounting pattern

Environment

- Damp location rated
- Temperature rating: 32°F to 104°F (0°C to 40°C)

Remote Capability

- Supports compatible low-voltage remote emergency heads

KEY DATA	
Wattage	1.1
Battery Type	3.6V Ni-MH
Max Recharge Time	24 hours
Reported Life (Hours)	L70 / >50,000

Compliance

- cULus Listed, UL94V-0, Damp Location
- UL 924 Standard for Emergency Lighting and Power Equipment, CSA C.22.2 No. 141 Standard for Unit Equipment for Emergency Lighting
- Driver rated for FCC part 15 Class B for use in residential or commercial applications

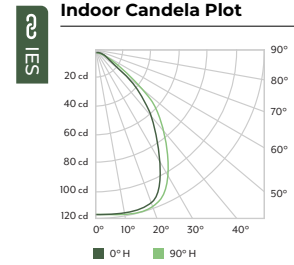


STOCK ORDERING INFORMATION

Catalog Part #	Order #	Description	CCT	LED Watts ²	lm ¹	Input Voltage	Case QTY	BBU	Dimensions
EM-EL-RC	55501201	2-Head EM Light, White Finish	6500K	2.4	249	120/277V	6	Ni-Cd	13.7 x 4.1 x 3.5 in.

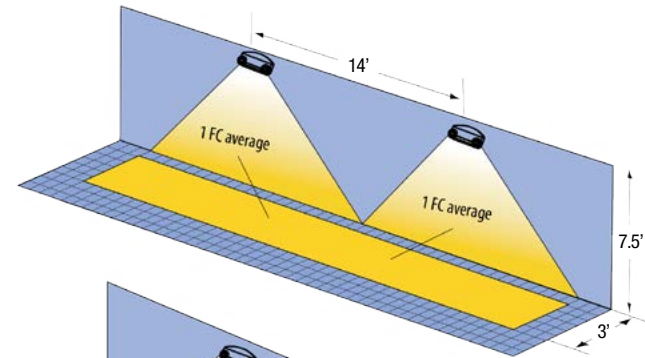
Notes: 1. For more delivered lumens, visit etissl.com or IES link (right), lumens based on 2 lamp heads
 2. Wattage based on 2 lamp heads when LEDs are on.

PHOTOMETRY

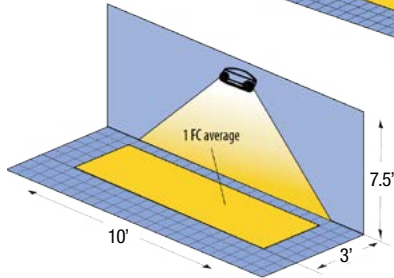


SPACING GUIDELINES

Notes:
 Also meets the additional illumination requirements of NFPA 101: 1 fc minimum and max/min ratio of 40:1. ?



Example of multiple luminaires illuminating a 3' path of egress.



Example of single luminaire illuminating a 3' path of egress.