

VAL | VERSAAREA LIGHT

7-PIN RECEPTACLE & SHORTING CAP
3 Lumen Boost® | 3 CCT Color Preference®

KEY FEATURES

This versatile CCT and lumen select area light is also quipped with an integrated controls port, allowing for further energy savings during initial install or in the future.

CCT & Light Quality

- 3 Selectable CCTs (3000K, 4000K, 5000K)
- 80+ CRI

Light Output & Efficacy

- 4 Lumen Packages and 3 Lumen Boost Levels:
 - Lumen Package 1:** 60 | 80 | 100W (7200 – 14000 lm)
 - Lumen Package 2:** 100 | 120 | 150W (12000 – 22000 lm)
 - Lumen Package 3:** 150 | 180 | 200W (18000 – 29000 lm)
 - Lumen Package 4:** 200 | 240 | 300W (24000 – 43500 lm)
- Efficacy: Up to 160 LPW

Dimming, Voltage, Controls

- 0–10V dimming
- Universal voltage (120–277V), 50/60Hz
- 7-Pin Receptacle with Shorting Cap

SPECIFICATIONS

Construction

- Corrosion resistant, rugged die-cast aluminum housing with bronze powder coat paint finish
- Integrated heat sink maximizes product life and performance
- Sealed housing provides protection—wet location IP65

Optics

- Type III and Type V distribution options, Type IV available (MTO)
- 3 Selectable Lumen Packages from 12026 to 43051 lumens at highest wattage
- High impact UV stabilized acrylic outer PMMA lens protects LEDs and allows for easy cleaning and debris removal

Electrical, Operating Temp.

- Universal 120–277 VAC input voltage.
- Both drivers have a power factor >90%, THD <20%
- Operating Temperature Range: -40° C (-40° F) / 50° C (122° F)

Warranty

- Five-year limited warranty

KEY DATA	
Delivered Lumen Range	8415 – 43051
Wattage Range	60 – 311
Efficacy Range (LPW)	118 – 160
Reported Life (Hours)	L70 / >150,000

DATE:	PROJECT:
TYPE:	NOTES:
CATALOG #:	



Lumen Pkg. Size 1



Lumen Pkg. Size 2



Lumen Pkg. Sizes 3 & 4



7-Pin Receptacle w/ Shorting Cap

Covered Access for CCT and Lumen Select Switches



Controls Port Access

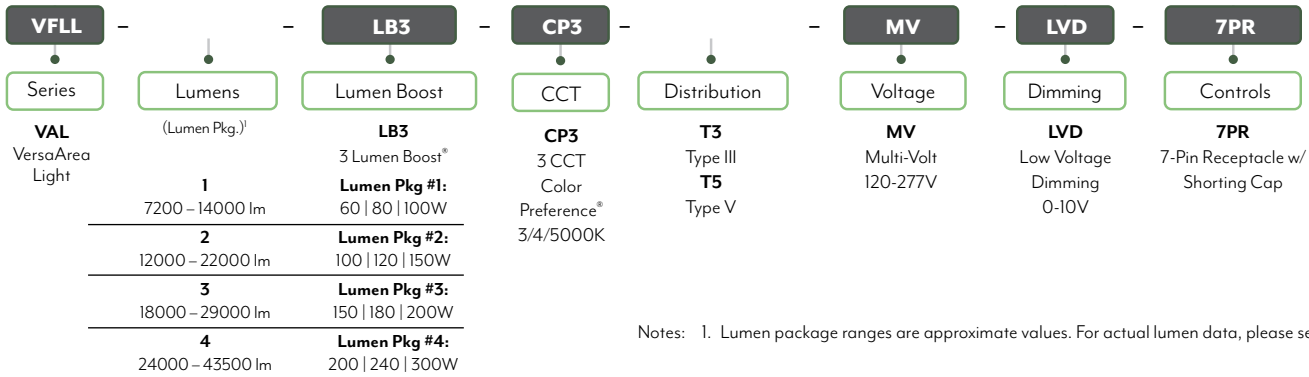


Certifications & Test Data

- UL/cUL listed and built for wet location
- DesignLights Consortium™ Qualified and classified for DLC Premium (all lumen packages), refer to www.designlights.org for details
- Long Life: rated for > 150,000 hours (L70)



ORDERING GUIDE



Notes: 1. Lumen package ranges are approximate values. For actual lumen data, please see below.

STOCK ORDERING INFORMATION

CATALOG PART NUMBER	ORDER NUMBER	DESCRIPTION	CRI	CCT (CP3)	WATTAGE LEVEL	DELIVERED LUMENS ¹	LPW	VOLT.	DIM	BUG RATING ²			DLC ³											
										B	U	G												
VAL-1-LB3-CP3-T3-MV-LVD-7PR	60210101	VersaArea Light, Lumen Pkg 1, Type 3 Dist.	80+	3000K	100	12026	122	127	135	3	0	3	Premium											
					80	10699	127																	
					60	8415	135																	
					4000K	100	13366							144										
						80	11778							146										
						60	9060							151										
					5000K	100	12887							132										
						80	11423							136										
						60	8904							143										
					VAL-1-LB3-CP3-T5-MV-LVD-7PR	60211101	VersaArea Light, Lumen Pkg 1, Type 5 Dist.							80+	3000K	100	11916	124	120-277V	0-10V	3	0	1	Premium
																80	10783	128						
																60	8574	133						
4000K	100	13203	144																					
	80	11868	148																					
	60	9306	150																					
5000K	100	12718	133																					
	80	11686	138																					
	60	9152	143																					
VAL-2-LB3-CP3-T3-MV-LVD-7PR	60212101	VersaArea Light, Lumen Pkg 2, Type 3 Dist.	80+	3000K				150	19584	125	120-277V	0-10V	4			0	4	Premium						
								120	17057	130														
								100	14589	135														
					4000K	150	21806	146																
						120	18838	149																
						100	15889	154																
					5000K	150	21075	134																
						120	18219	138																
						100	15479	144																
					VAL-2-LB3-CP3-T5-MV-LVD-7PR	60213101	VersaArea Light, Lumen Pkg 2, Type 5 Dist.	80+	3000K	150				19436	125				120-277V	0-10V	4	0	3	Premium
										120				16959	131									
										100				14697	137									
4000K	150	21773	147																					
	120	18664	152																					
	100	16018	155																					
5000K	150	20731	133																					
	120	17978	140																					
	100	15670	146																					

Notes: 1. For more delivered lumens click IES links to the right, or visit ETISSL.com
 2. BUG rating based on highest wattage level @4000K. See ies files for more data
 3. Search Catalog Part Number for DLC

IES Pkg 1, Type 3

IES Pkg 1, Type 5

IES Pkg 2, Type 3

IES Pkg 2, Type 5



ETI Lighting
 4873 Thurmon Tanner Parkway,
 Flowery Branch, GA 30542

855.384.7754 | www.etissl.com
 Quotes: quotes@etissl.com
 Orders: etiororders@etissl.com

All specifications are subject to change without notice.
 All reported values are typical values, measured under laboratory conditions @ 25° C (77° F).
 Actual performance can vary slightly as a result of end-user application & environment.

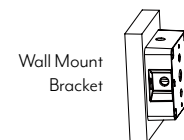
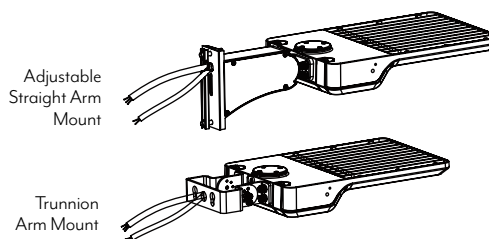
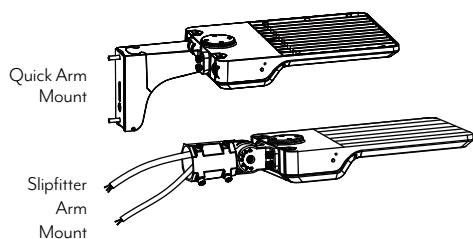
STOCK ORDERING INFORMATION

CATALOG PART NUMBER	ORDER NUMBER	DESCRIPTION	CRI	CCT (CP3)	WATTAGE LEVEL	DELIVERED LUMENS	LPW	VOLT.	DIM	BUG RATING ³			DLC ³	
										B	U	G		
VAL-3-LB3-CP3-T3-MV-LVD-7PR	60214101	VersaArea Light, Lumen Pkg 3, Type 3 Dist.	80+	3000K	200	25403	123	120-277V	0-10V	4	0	4	Premium	
					180	23428	126							
					150	20111	131							
					4000K	200	28151							146
						180	25947							148
						150	22120							152
					5000K	200	27046							132
						180	25068							135
						150	21688							142
VAL-3-LB3-CP3-T5-MV-LVD-7PR	60215101	VersaArea Light, Lumen Pkg 3, Type 5 Dist.	80+	3000K	200	26177	130	120-277V	0-10V	4	0	3	Premium	
					180	24275	131							
					150	21110	137							
				4000K	200	29043	154							
					180	26719	153							
					150	22976	157							
				5000K	200	27926	140							
					180	25882	140							
					150	22355	145							
VAL-4-LB3-CP3-T3-MV-LVD-7PR	60216101	VersaArea Light, Lumen Pkg 4, Type 3 Dist.	80+	3000K	300	37544	121	120-277V	0-10V	5	0	5	Premium	
					240	32380	129							
					200	28404	136							
				4000K	300	42460	146							
					240	35963	152							
					200	31019	157							
				5000K	300	41463	134							
					240	34778	139							
					200	30255	146							
VAL-4-LB3-CP3-T5-MV-LVD-7PR	60217101	VersaArea Light, Lumen Pkg 4, Type 5 Dist.	80+	3000K	300	35234	126	120-277V	0-10V	5	0	4	Premium	
					240	32889	129							
					200	29151	138							
				4000K	300	43051	146							
					240	36601	152							
					200	32051	160							
				5000K	300	41327	133							
					240	35124	138							
					200	30717	144							

Notes: 1. For more delivered lumens click IES links to the right, or visit ETISSL.com
 2. BUG rating based on highest wattage level @4000K. See ies files for more data
 3. Search Catalog Part Number for DLC

MOUNTING ACCESSORIES

Order separately, field install.



IES Pkg 3, Type 3

IES Pkg 3, Type 5

IES Pkg 4, Type 3

IES Pkg 4, Type 5

MOUNTING OPTIONS

CATALOG PART #	ORDER NUMBER	DESCRIPTION
VAL-QMA	70335101	VersaArea Light Quick Arm Mount
VAL-SFA	70336101	VersaArea 2-3/8" Slip Fitter Arm Mount
VAL-TRA	70337101	VersaArea Trunnion Arm Mount
VAL-ASA	70338101	VersaArea Adjustable Straight Arm Mount
VAL-WMB	70339101	VersaArea Wall Mount Bracket



Quick Arm Mount
VAL-QMA



2-3/8" Slip Fitter Arm Mount
VAL-SFA



Wall Mount Bracket
VAL-QMA



Adjustable Straight Arm Mount
VAL-ASA

ACCESSORIES (Order Separately, Field Install)

CATALOG PART #	ORDER NUMBER	DESCRIPTION
VAL-LS-SM	70704101	VersaArea Light, Light Shield, Small Housing (for sizes 1 and 2 – 60210101, 60211101, 60212101, 60213101)
VAL-LS-LG	70705101	VersaArea Light, Light Shield, Large Housing (for Sizes 3 and 4 – 60214101, 60215101, 60216101, 60217101)
7PR-PC	70218101	7-Pin Receptacle Photocell
7PR-PC-480	70219101	7-Pin Receptacle Photocell 480VAC
70211101	QI-MW-OCC	IP65 Plug-In Motion Sensor 0-10V Dimming 12-24 VDC
70226101	QI-PIR-OCC	IP65 Plug-In PIR Sensor 0-10V Dimming 12-24 VDC



Light Shield Small Housing
VAL-LS-SM



Light Shield Large Housing
VAL-LS-LG



IP65 Plug-In Motion Sensor
QI-MW-OCC



7-Pin Receptacle Photocell
7PR-PC



7-Pin Receptacle Photocell 480VAC
7PR-PC-480



IP65 Plug-In PIR Sensor
QI-PIR-OCC

LUMINAIRE DETAILS



Dark Sky Compatible*

VersaArea can be utilized in dark sky compliant plans when set to 3000K.



7-Pin Receptacle w/
Shorting Cap



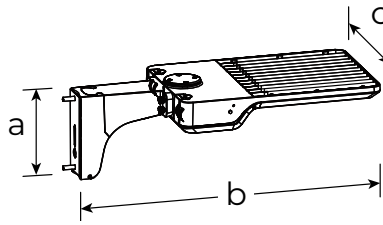
Quick Install Controls Port

Easy Access to CCT and Lumen Select Switches

DIMENSIONS / EPA

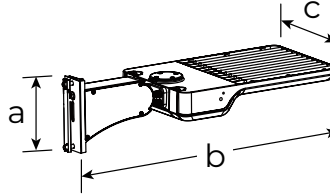
Quick Arm Mount

Lumen Pkg.	a	b	c	weight	EPA
1	7.0"	20.9"	10.4"	10.8 lbs.	1.373 ft ²
2	7.0"	23.9"	10.4"	11.8 lbs.	2.082 ft ²
3	7.0"	27.0"	13.1"	14 lbs.	2.976 ft ²
4	7.0"	27.0"	13.1"	15 lbs.	2.976 ft ²



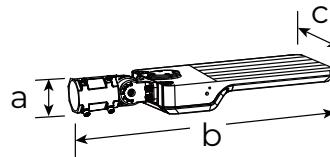
Adjustable Straight Arm Mount

Lumen Pkg.	a	b	c	weight	EPA
1	6.3"	21.7"	10.4"	7.6 lbs.	1.373 ft ²
2	6.3"	24.6"	10.4"	9.0 lbs.	2.082 ft ²
3	6.3"	27.7"	13.1"	10.8 lbs.	2.976 ft ²
4	6.3"	27.7"	13.1"	11.7 lbs.	2.976 ft ²



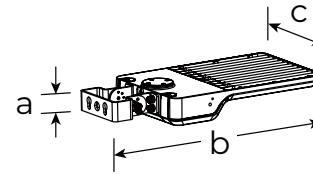
Slipfitter ArmMount

Lumen Pkg.	a	b	c	weight	EPA
1	3.3"	19.6"	10.4"	7.3 lbs.	1.373 ft ²
2	3.3"	22.6"	10.4"	8.7 lbs.	2.082 ft ²
3	3.3"	25.7"	13.1"	10.5 lbs.	2.976 ft ²
4	3.3"	25.7"	13.1"	11.5 lbs.	2.976 ft ²



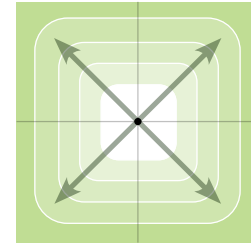
Trunnion Arm Mount

Lumen Pkg.	a	b	c	weight	EPA
1	3"	17.8"	10.4"	7.8 lbs.	1.373 ft ²
2	3"	20.7"	10.4"	9.2 lbs.	2.082 ft ²
3	3"	23.5"	13.1"	11.0 lbs.	2.976 ft ²
4	3"	23.5"	13.1"	11.9 lbs.	2.976 ft ²

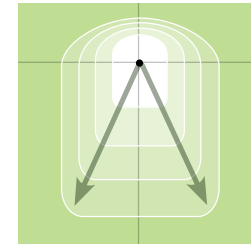


DISTRIBUTION

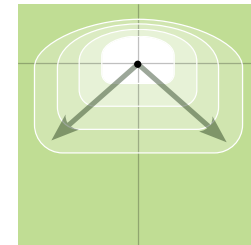
TYPE V



TYPE IV



TYPE III



PERFORMANCE / Data

Lumen Maintenance

Ambient Temp.	TM-21 Lumen Maintenance (54,000 hours)
25° C (77° F)	89.51%
Ambient Temp.	TM-21 Theoretical L70 (hours)
25° C (77° F)	> 150,000

Load Information

Power Factor	≥0.9
THD	≤20%
Frequency	50/60 Hz
Operating Humidity	20% - 90% RH
Low Temp Start / Max Temp	-40° C (-40° F) / 50° C (122° F)