AURA™
—ARCHITECTURAL—
BY ETI LIGHTING

variLine

variLine™ Direct 3”

Surface, Suspended & Recessed Mount

PRODUCT OVERVIEW:

- Variety of widths to use (1.5”, 2”, 3”, or 4”) for a family approach to lighting
- Surface, Suspended Mount, or Recessed Mount
- Extruded aluminum housing, aluminum end caps
- 0-10V dimming to 1% standard
- variTune™ - 4 CCT selectable (2700K, 3000K, 3500K, 4000K; 90+ CRI)
- variLumen™ - 3 lumen output selectable
- Optional set lumen output and CCT for energy code compliance

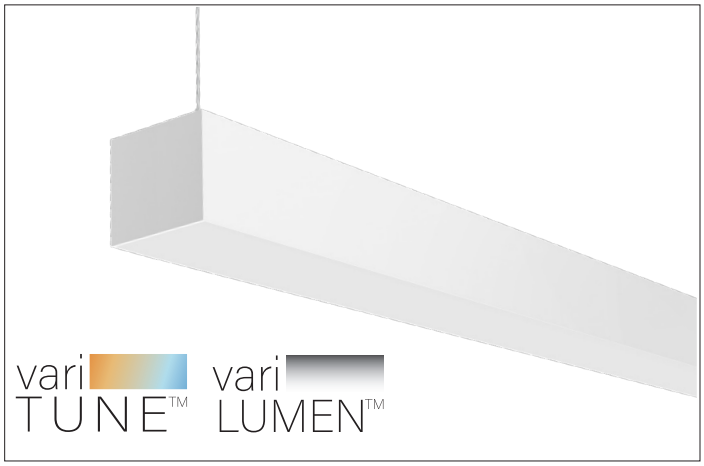

PHOTOMETRY

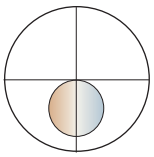

Direct Diffuse White Optic (DW)

Output	lm/ft	W/ft	lm/W
High	1260.5	9.7	130

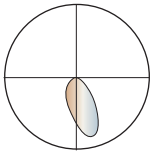

Direct Wall Wash Optic (WW)

Output	lm/ft	W/ft	lm/W
High	1376	9.69	142

Calculated based on 4000K - for complete photometry overviews, see page 4.

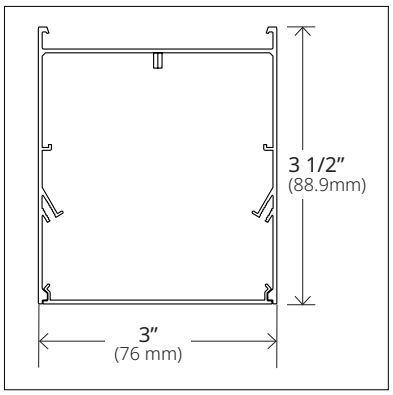

Intertek

Damp Location

7 Year Warranty

For technical details and installation manual, visit product page

Date: _____ Quantity: _____ Type: _____ Customer: _____

Project Name: _____

Comments: _____

© 2026 AURA Architectural by ETI Lighting
4873 Thurmon Tanner Pkwy., Flowery Branch, GA 30542
(847) 821-6550 | www.etissl.com/aura-architectural/

AURA reserves the right to make product changes at any time, without notice. For current offering, please see website. All rights reserved.

AURA™ —ARCHITECTURAL— BY ETI LIGHTING

variLine

variLine™ Direct 3”

Surface, Suspended & Recessed Mount

CATALOG CODE:

ORDERING INFORMATION

VLD3 –	–	–	–	–	–
Series	**Length**	**Finish**	**Lumens**[1]	**CCT**	**Distribution**
VLD3[1] variLine™ Direct 3” aperture	**2** 2 foot **3** 3 foot **4** 4 foot **8** 8 foot **Rx**[2,5] Run	**WH** White **BK** Black	**VL3** variLumen™ **or select single option from each column below** **HO** High Output (0000 lm/f) **MO** Medium Output (0000 lm/f) **LO** Low Output (0000 lm/f) **CXXX** Custom lm/f Consult Factory for Custom Output	**VT4** variTune™ **27** 2700K **30** 3000K **35** 3500K **40** 4000K All Products 90+ CRI	**DIRECT** **DW** Diffuse White **WW** Wall Wash

UNV –	D01 –	–	–
Voltage	**Dimming**	**Mounting**	**Electrical**[5]
UNV 120V through 277V	**D01** 0-10V Dimming to 1%	**SUSP**[4] Suspended (Standard 8’) **EXT SUSP**[4] Suspended (Extended 15’) **CUx SUSP**[4] Custom Length (Consult Factory) **SMT** Surface **RECF** Recessed Flanged (Hard Ceiling) **RECFL** Recessed Flangeless see page 6	**(blank)** No Options **EC** Emergency Circuit **EM** Emergency Battery

ORDERING NOTES

1. For other sizes, distributions, or mountings, see more variLine™ spec sheets at www.etissl.com/aura-architectural/
2. For fixture Run lengths, see “variLine™ Runs Layout Guide” online. Run lengths specified do not include any length of corners selected. See page 5 for details. Longer runs are established by combining 2’, 3’, 4’ and 8’ lengths. See chart on page 7 for details on how to achieve desired length in 1’ increments
3. Select VL3 and VT4 for field-selectable lumen output / CCT, or choose one of the preset power levels and CCTs—see output chart on page 4 for details.
4. Standard suspended air craft cable is 8’. Extended is 15’. Consult factory for longer lengths
5. Emergency options available for increments of 4’ or 8’ fixtures or Runs. See page 3 for details.
6. Rolled Lens suggested for all runs where 2 or more straight fixture sections are joined.

© 2026 AURA Architectural by ETI Lighting
4873 Thurmon Tanner Pkwy., Flowery Branch, GA 30542
(847) 821-6550 | www.etissl.com/aura-architectural/

AURA reserves the right to make product changes at any time, without notice. For current offering, please see website. All rights reserved.

TECHNICAL INFORMATION

CONSTRUCTION

Housing

- 6063-T6 Extruded aluminum housing, die-cast aluminum end caps
- 14 Ga Cold rolled steel gear trays are powder coated high-reflectance white for optimal performance.
- Standard lengths are 2’, 3’, 4’, and 8’, with the option to combine for continuous runs.
- Acrylic snap-in lensing offers a variety of distributions in Both Direct, Indirect, and wall wash applications with a Diffuse (DW) Distribution.

Finish

- Powder coating available in White (WH) or Black (BK). For custom colors (CU), please consult factory.

White (WH)

Black (BK)

MOUNTING

Suspended Mount

8’ aircraft cable mounting, suspended by air craft cable and color matching power feed and canopies. Consult with factory for other suspended mounting options.

Surface Mount

Hardware provided to secure to mount on surface

Recessed Mount

For hard ceiling only

See page 6 for additional details and mounting accessories.

ELECTRICAL

- Proprietary high performing LED light engine offers LEDs in both 2700K and 4000K, which allow field-selectable CCTs tuning of 2700K, 3000K, 3500K, and 4000K; with a Color Rendering Index (CRI) of 90+ and R9 >50.
- Class 2, Class P integral driver allows for field-selectable or factory-set output. Driver is 120-277V, with power factor >0.9 and THD <15%. 0-10V dimming down to 1%. Integral surge protection of 2Kv 1kA.
- Optional integral Emergency Battery Pack is compatible with 4’ or 8’ length runs only. The emergency battery pack is 10W, which produces approximately 1250 lumens (per 4-foot) for 90 minutes.
- Clean aesthetics are created with a remote location Push-to-Test Switch.

JOINER CONNECTIONS

- Joiners are uniquely designed with built-in features to tighten seams and prevent light leaks. See spec sheet for joiner and transition options.

LENSING

- All fixtures are supplied with the Diffused White (DW) lens option. Wall Wash (WW) also available.

Continuous Lens (DW):
48’ Field cuttable Rolled Lens must be ordered and is suggested for all runs where 2 or more straight fixture sections are joined. (Part# RL48)

WEIGHTS

Size	Weight	
2 foot	2.84 lbs.	1.29 kg
3 foot	4.19 lbs.	1.9 kg
4 foot	5.73 lbs.	2.6 kg
8 foot	10.54 lbs.	4.78 kg

LUMEN MAINTENANCE

- L70 >50,000 hours at 25ºC per TM-21 reports. For additional photometric information, scroll down to page 4.

AMBIENT ENVIRONMENT

- Ambient temperatures from -20ºC (-4ºF) to 45ºC (113ºF) and suitable for dry and damp locations, indoors only.

CERTIFICATIONS AND LABELS

- ETL Listed and vigorously tested to UL1598 standards
- RoHS compliant

Warranty

AURA Architectural by ETI Lighting backs our products with a 7-year warranty to the original purchaser. This limited warranty assures that the fixture will be free from defects in material, manufacturing, and workmanship for up to 7 years from the original ship date when installed and operated according to the intended purpose by a professional. For any additional warranty questions, please contact technical support at (847) 821-6550.

© 2026 AURA Architectural by ETI Lighting
4873 Thurmon Tanner Pkwy., Flowery Branch, GA 30542
(847) 821-6550 | www.etissl.com/aura-architectural/

AURA reserves the right to make product changes at any time, without notice. For current offering, please see website. All rights reserved.

AURA™
—ARCHITECTURAL—
BY ETI LIGHTING

variLine

variLine™ Direct 3”

Surface, Suspended & Recessed Mount

DIMENSIONS

Sectional View

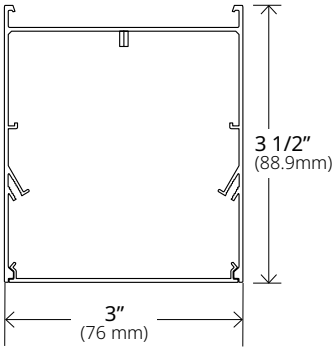

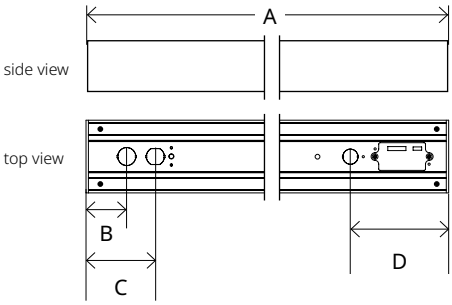

Mounting Dimensions

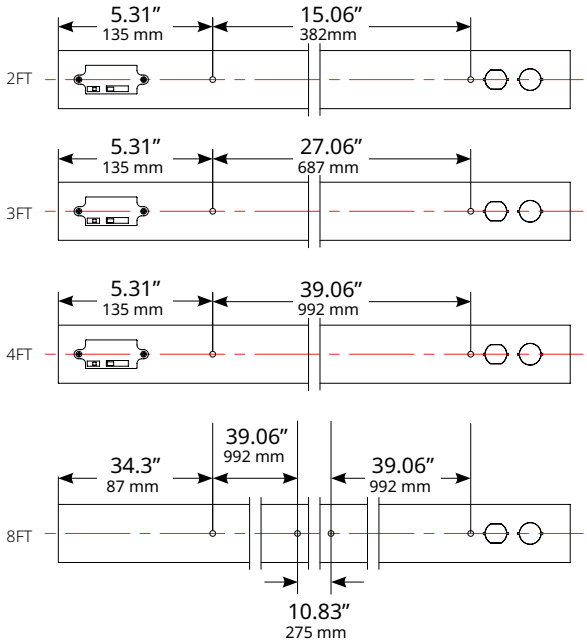

	“A” length of housing; with end caps		“B” Knockout 1		“C” Knockout 2		“D” Knockout 3	
2 Ft	24”	604 mm	1.69”	43 mm	2.87”	73 mm	4.06”	103 mm
3 Ft	36”	687 mm						
4 Ft	48”	992 mm						
8 Ft	96”	2435 mm						

ENERGY CONSUMPTION WATTS PER 4FT

Luminaires are 1250 lm/ft (delivered)

2-Foot	DW	WW
LUMEN OUTPUT	2500	2600
WATTAGE	20	20
EFFICACY	125	130

4-Foot	DW	WW
LUMEN OUTPUT	5000	5200
WATTAGE	40	40
EFFICACY	125	130

3-Foot	DW	WW
LUMEN OUTPUT	3750	3900
WATTAGE	30	30
EFFICACY	125	130

8-Foot	DW	WW
LUMEN OUTPUT	10000	10400
WATTAGE	80	80
EFFICACY	125	130

*Values based on 4000K at the maximum lumen output selected. All Values are Nominal, based on 1250 lm/ft.

Downlight	Multipliers
HO	100%
MO	80%
LO	60%

CCT	Multipliers
4000K	100.0%
3500K	98.6%
3000K	96.1%
2700K	93.5%

4-FT PHOTOMETRY (Based on 4000K at the maximum lumen output selected)

ISOCANDELA PLOT SAMPLES
DW 4000K

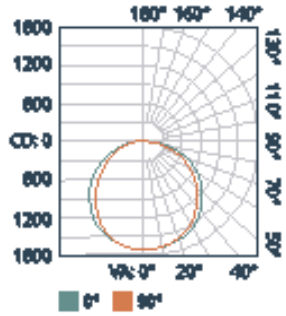

ISOCANDELA PLOT SAMPLES
WW 4000K

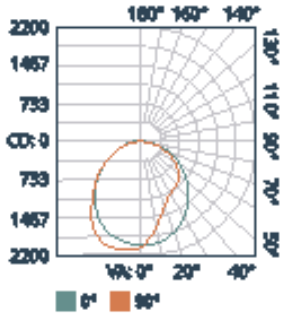

8-FT (multiply by 2)
2-FT (multiply by .5)
3-FT (multiply by .75)

Download IES FILES

© 2026 AURA Architectural by ETI Lighting
4873 Thurmon Tanner Pkwy., Flowery Branch, GA 30542
(847) 821-6550 | www.etissl.com/aura-architectural/

AURA reserves the right to make product changes at any time, without notice. For current offering, please see website. All rights reserved.

INTERSECTIONS[1]

Available in White (WH) or Black (BK).

Run lengths with intersections do not include the intersection length.
For other configurations or colors, please consult factory.

VLS3-L90 - Lit 90° Intersection

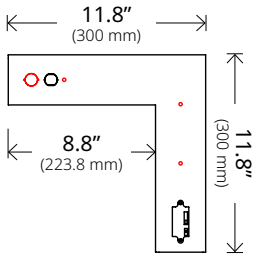

VLS3-L120 - Lit 120° Intersection

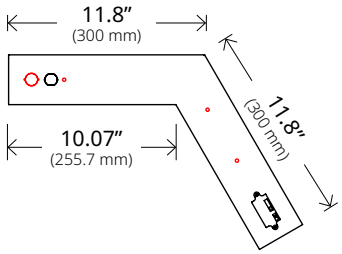

VLS3-T - Lit “T” Intersection

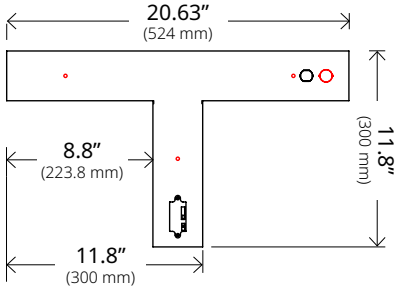

VLS3-X - Lit “X” Intersection

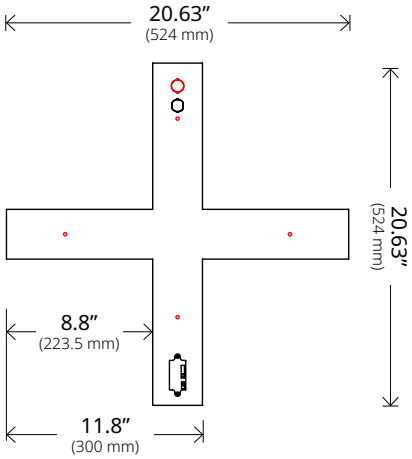

GEOMETRIC PATTERN EXAMPLES[2]



Notes:
1. Intersections are powered independently of the main fixture and are available in direct light distribution only. Intersections rely on the main run for mounting.
2. Consult factory for complex layouts

© 2026 AURA Architectural by ETI Lighting
4873 Thurmon Tanner Pkwy., Flowery Branch, GA 30542
(847) 821-6550 | www.etissl.com/aura-architectural/

AURA reserves the right to make product changes at any time, without notice. For current offering, please see website. All rights reserved.

INSTALLATION COMPONENTS[1]

Joiner

VLOPT-JK3
(VL3 Joiner)

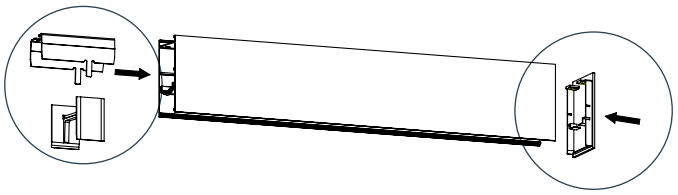

End Cap

VLOPT-VL3-ENCP-WH
(VL3 End Cap White)

VLOPT-VL3-ENCP-BK
(VL3 End Cap Black)

ACCESSORIES

Mounting Kits and Accessories[1,2]

SUSPENDED MOUNTING[3]

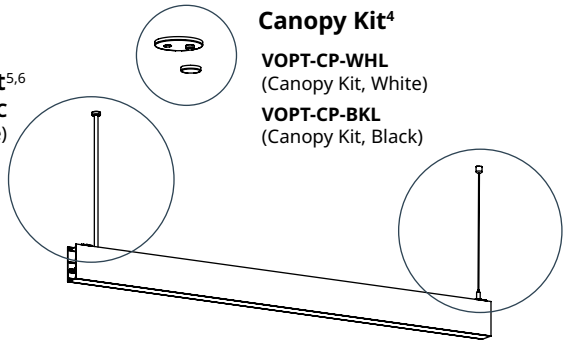

Canopy Kit[4]

VOPT-CP-WHL
(Canopy Kit, White)

VOPT-CP-BKL
(Canopy Kit, Black)

Power Feed Kit[5,6]

VLOPT-FCC
(8-Ft Cable)

Aircraft Cable[6]

VLOPT-AC
(8-Ft Cable)

VLOPT-AC15
(15-Ft Cable)
Option

SURFACE MOUNTING

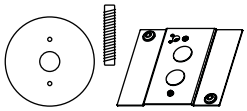

Surface Mount Kit

VLOPT-SFD3
(Anchor, Cover and Bracket)

RECESSED FLANGELESS

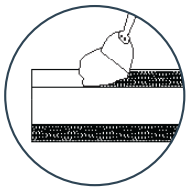

Mud-In Mounting Hardware

RECESSED FLANGED

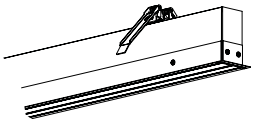

Recessed Retention Arms

VLOPT-SBKS

Flange and Trim Kit

Flange and Trims to match product length.

Lensing Options

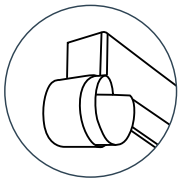

VLOPT-LEND1

Continuous Lens, 48’ – field cuttable; suggested for all runs where 2 or more straight fixture sections are joined.

Note: Rolled Lens (VLOPT-LEND3) only available with Diffuse White (DW) for Direct side of fixture.

WW

Wall Wash

Note: Wall wash lens available in 2’, 3’, 4’, and 8 foot lengths only

Tamper-Proof Switch Cover

(Included with non field adjustable options only)

VLOPT-SWCP-WH
(White Cover)

VLOPT-SWCP-BK
(Black Cover)



Notes:
1. See chart on page 7 for what is included with each length.
2. Limited mounting hardware provided. Person installing may want to use their own additional mounting screws, hangers, clips, etc.
3. Suspension hardware provided to support at every 12’ feet, and no more than 10’ can be suspended without support. Mounting points can be adjusted and set on site throughout entire length of run.
4. Canopy includes both large and small size
5. 2 Power Feed Kits Needed for Selective Switching
6. Default cable is 8’. Longer aircraft and power feeds available
7. All hardware is included based on mount configuration ordered. For quantities see page 7
8. Packaging may contain extra hardware to use at installers discretion.

© 2026 AURA Architectural by ETI Lighting
4873 Thurmon Tanner Pkwy., Flowery Branch, GA 30542
(847) 821-6550 | www.etissl.com/aura-architectural/

AURA reserves the right to make product changes at any time, without notice. For current offering, please see website. All rights reserved.

RUN CONFIGURATION

FIXTURE LENGTHS AND QTY										REQUIRED PARTS		SURFACE MOUNT	SUSPENDED MOUNT		RECESSED MOUNT
Linear Run (Feet)	**Recommended Configuration** (Using 2’, 3’, 4’, and 8’ Lengths)								**Total # Fixtures**	**End Caps**	**Joiners**	**Hardware**	**Power Feed**	**Aircraft Cable**	**Retention Arms**
2	2								1	2	0	2	1	2	2
3	3								1	2	0	2	1	2	2
4	4								1	2	0	2	1	2	2
5	2	3							2	2	1	2	1	2	3
6	3	3							2	2	1	2	1	2	3
7	3	4							2	2	1	2	1	2	3
8	8								1	2	0	2	1	2	3
9	3	3	3						3	2	2	2	1	2	3
10	4	2	4						3	2	2	2	1	2	4
11	8	3							2	2	1	2	1	2	4
12	8	4							2	2	1	2	1	2	5
13	8	3	2						3	2	2	3	1	3	5
14	8	3	3						3	2	2	3	1	3	5
15	8	3	4						3	2	2	3	1	3	6
16	8	8							2	2	1	3	1	3	6
17	8	4	3	2					4	2	3	3	1	3	7
18	8	2	8						3	2	2	3	1	3	7
19	8	8	3						3	2	2	3	1	3	7
20	8	8	4						3	2	2	3	1	3	8
21	8	8	2	3					4	2	3	3	1	3	8
22	8	3	3	8					4	2	3	3	1	3	8
23	8	8	3	4					4	2	3	3	1	3	9
24	8	8	8						3	2	2	3	1	3	9
25	8	8	3	3	3				5	2	4	4	1	4	9
26	8	8	8	2					4	2	3	4	1	4	10
27	8	8	8	3					4	2	3	4	1	4	10
28	8	8	8	4					4	2	3	4	1	4	11
29	8	8	8	3	2				5	2	4	4	1	4	11
30	8	8	8	3	3				5	2	4	4	1	4	11
31	8	8	8	4	3				5	2	4	4	1	4	12
32	8	8	8	8					4	2	3	4	1	4	12
33	8	8	8	3	3	3			6	2	5	4	1	4	12
34	8	8	8	8	2				5	2	4	4	1	4	13
35	8	8	8	8	3				5	2	4	4	1	4	13
36	8	8	8	8	4				5	2	4	4	1	4	14
37	8	8	8	8	2	3			6	2	5	5	1	5	14
38	8	8	8	8	3	3			6	2	5	5	1	5	14
39	8	8	8	8	4	3			6	2	5	5	1	5	15
40	8	8	8	8	8				5	2	4	5	1	5	15
41	8	8	8	8	3	3	3		7	2	6	5	1	5	15
42	8	8	8	8	8	2			6	2	5	5	1	5	16
43	8	8	8	8	8	3			6	2	5	5	1	5	16
44	8	8	8	8	8	4			6	2	5	5	1	5	17
45	8	8	8	8	4	3	3	3	8	2	7	5	1	5	17
46	8	8	8	8	8	3	3		7	2	6	5	1	5	17
47	8	8	8	8	8	4	3		7	2	6	5	1	5	18
48	8	8	8	8	8	8			6	2	5	6	1	6	18

Note: Customized configurations also available. Contact (847) 821-6550 for more information.

© 2026 AURA Architectural by ETI Lighting
4873 Thurmon Tanner Pkwy., Flowery Branch, GA 30542
(847) 821-6550 | www.etissl.com/aura-architectural/

AURA reserves the right to make product changes at any time, without notice. For current offering, please see website. All rights reserved.